

2025 OHIO GOURD SHOW



Presented by:

THE OHIO GOURD SOCIETY, INC.

at the

Delaware County Fairground

Delaware, Ohio

Friday, October 3, 2025 – Noon to 5 p.m.

Saturday, October 4, 2025 – 9 a.m. to 5 p.m.

Sunday, October 5, 2025 – 10 a.m. to 4 p.m.

62nd Annual Ohio Gourd Show

General Information

Welcome to the Ohio Gourd Show, presented annually at the Delaware County Fairground, located at 236 Pennsylvania Avenue, Delaware, Ohio. The Show is open to the public and there is no admission fee for 2025.

Gourds, gourd art, gourd music, gourd food and special programs are highlights at the Show. Demonstrations, workshops and presentations throughout the weekend will highlight the world of gourds and gourd art. This year, “Artistry in Gourds” and “Gourd Costume Contest” will add special interests for new and old gourd enthusiasts. Both include a cash prize for first place. Details, deadlines and entry forms are included.

Ohio Gourd Show Contact: ohiogourdsociety@gmail.com

Workshops - Nelson Litzenberg, 740-501-7918

Entries - John Martin, 937-446-2174

Competition and Judging – Karen and John Martin, 937-446-2174

Vendors – Vikkie Mustad, 740-215-3516

Food Vendors and Gourd Dinner – Judy Litzenberg, 740-501-7918

Demonstrations - Suzanne Rothhaar, 419-562-0170

Souvenirs – Suzanne Rothhaar, 419-562-0170

Volunteers – Linda Rose, 740-971-9394

Artistry in Gourds - Vikkie Mustad, 740-215-3516

Gourd Costume Contest - Vikkie Mustad, 740-215-3516

For updates and additional information, visit Ohio Gourd Society website at
www.ohiogourdsociety.com

Schedule of Events

Friday, October 3, 2025

Plaza

12 – 5 pm Outdoor gourd and food vendor sales.

Main Vendor Building

12– 5 pm Inside Vendor sales; free ‘make it and take it’ gourd crafts.

Arts & Crafts Building

9 am – 12 pm/ Workshops (Advanced registration required; On-site registrations accepted as space permits).

1 – 5 pm

12 – 5 pm Demonstrations, seed sales, educational exhibits, current season mature gourd and youth competitive entries

Saturday, October 4, 2025

Plaza

9 am – 5 pm Outdoor gourd and food vendor sales.

Music Tent

11 am - 1 pm Chris Witulski - gourd banjo history and performance

2 – 4 pm Zuva Marimba – gourds in Zimbabwean music history and performance

Main Vendor Building

9 am – 5 pm Inside Vendor sales; free “make it and take it” gourd crafts; silent auction; competitive entries.

9 – 11:05 am *Gourd entry tags for competition available. Exhibitors may place entries.*

11:30 – 1 pm *Judging of competitive entries. A portion of the exhibit area may be closed for judging.*

Arts & Crafts Building

9 am – 12 pm/ Workshops (Advanced registration required; On-site registrations accepted as space permits).

1 – 5 pm

9 am – 5 pm Demonstrations, seed sales, educational exhibits, current season mature gourd and youth competitive entries.

Old Bag of Nails, 66 N Sandusky St., Delaware, Ohio

5:30 pm Membership Meeting /Mix and Mingle Happy Hour

6 – 8 pm Dinner. Advanced registration required.

Sunday, October 5, 2025

Plaza

10 am – 4 pm Outdoor gourd and food vendor sales

Music Tent

2-3 pm Gourd Costume Contest

Main Vendor Building

10 am – 4 pm Inside Vendor sales; free “make it and take it” gourd crafts; silent auction; competitive entries.

10 am – 1 pm Gourd Costume Contest enrollment.

Arts & Crafts Building

10 am - 4 pm Demonstrations, seed sales, educational exhibits, current season mature gourd and Youth competitive entries.

4 pm 2025 Gourd Show concludes.

Schedule of Events

Friday, Oct 3				Sat, Oct 4		Sun, Oct 5	
	Opening Day	GOURD MUSIC DAY		Wear your GOURD GEAR DAY			
9 am	9:00 Workshops <ul style="list-style-type: none">• Vendor Set up• Artistry in Gourds Dropoff	9:00 Vendor Sales, souvenirs, members selling tables, seeds <ul style="list-style-type: none">➤ Workshops➤ Demonstrations➤ Make and Take➤ Silent Auction➤ 50/50 Raffle		10:00 Vendor Sales, souvenirs, members selling tables, seeds <ul style="list-style-type: none">➤ Workshops➤ Demonstrations➤ Make and Take➤ Silent Auction➤ 50/50 Raffle➤ Registration for Gourd Costume Contest			
10 am							
11 am							
12 pm	12:00 Vendor Sales, souvenirs, members selling tables, seeds <ul style="list-style-type: none">➤ Workshops➤ Demonstrations➤ Make and Take➤ Silent Auction➤ 50/50 Raffle	11:00 Gourd Music 11:15 Registration for Gourd Competition ends 11:30 Gourd Competition Judging Begins		1:00 Registration for Gourd Costume Contest ends			
1 pm							
2 pm							
3 pm							
4 pm				2:00 Gourd Costume Contest		3:00 OGS Awards Ceremony	
5 pm	Show Ends for the day	Show Ends for the day		2025 SHOW ENDS			
6 pm							

2025 Dinner Registration Form

OGS Gourd Dinner
Saturday, October 4, 2025 at 6 p.m.

Old Bag of Nails, 66 N. Sandusky St., Delaware, OH
Private Room – order from limited menu

No. of Reservations Requested: _____
Please send in by September 15, 2025

Name: _____

Address: _____

City: _____ State: _____ Zip: _____

Phone: _____ email: _____

Mail/email reservation form to: Ohio Gourd Society, Inc.
Attn: Judy Litzenberg
6863 Tucker Road
Centerburg, OH 43011
jn.litzenberg@gmail.com

OGS Competitive Entry Rules

1. Gourds must predominate in all classes (see Special Competition for the exception).
2. All Exhibits and Entries must be in place, with proper entry tags attached, by 11:05 a.m., Saturday, October 4, 2025. An entry number and class number must be visible on each entry tag.
3. Exhibitors may pick up printed entry tags at the Show on Friday (9 a.m. – 5 p.m.) and Saturday morning (9 a.m. – 11 a.m.).
4. Entry Registration is due by **September 15, 2025**. “On-site” entries will be accepted depending on space available. These on-site entries may be arranged at the Show on Friday (9 a.m. – 5 p.m.) and Saturday morning (9 a.m. – 11 a.m.).
5. Entries must remain in place until 4 p.m., Sunday, October 5, 2025. An entrant’s name (including contact information) may be made visible on the entry tag or on a separate card after judging has been completed.
6. Entries/special exhibits are open to all and there is no entry fee.
7. Gourds embellished by fractal burning (also known as Lichtenberg burning or wood fracking) are not to be entered, displayed or offered for sale at the Show.
8. Entry forms for classes or special exhibits must be postmarked by Sept. 15, 2025, so that proper staging can be arranged. Please anticipate all entries since there may not be room for late entries. There is no penalty for failing to enter a class for which an entry tag has been requested. Circle all class numbers to be entered and mail the entry form to: Ohio Gourd Show Entry, c/o John F. Martin, 438 Sardinia Mowrystown Road, Sardinia, OH 45171. Email entries are acceptable and may be sent to martin.jf.kl@frontier.com. Each entrant receives a unique number.
9. Only one entry per exhibitor is allowed in each class.
10. Art/craft item (Divisions III, IV, V or VI) entered in competition in 2022-23, may not be entered in 2025. These items may be used in non-competitive, special exhibits or the “gallery” class #139. Do not enter craft made by someone else. Judges have the authority to exclude any entry known to be in violation of this rule.
11. Entries will be judged on Saturday, October 4, 2025, starting at 11:30 a.m. Exhibitors are not to influence or interfere with judges while judging is in progress. It may be necessary to close all or portions of the display area during judging.
12. All classes will be judged from 1st through 4th place. Ribbons will be awarded in each class. Recognition will also be given for the best entry in each Division and for special awards including the Jim Story Award, Judges’ Choice Award and the People’s Choice Award.
13. The Ohio Gourd Society, Inc., and Delaware County Fair Board shall not be responsible for any accidents, losses or breakage of entries, containers, exhibits or displays.
14. Classes 1 through 43 in Div. I, Classes J1 through J5 in Div. V, and Classes Y1 through Y6 in Div. VI must be from the current year’s crop.
15. The Ohio Gourd Society believes that the natural qualities of gourds should be emphasized. Plastic or artificial materials are discouraged, except for the silk flower arrangement and/or functional use of a craft (i.e. items such as fantasy animals and fishing lures which may benefit from use of plastic embellishments).
16. No squash or pumpkins, including sweet dumplings and/or miniature pumpkins, are to be used in entries or displays.

17. Mature, current season gourds that have started to dry (cure) may be exhibited. Gourds that are spoiling or diseased should not be exhibited and may be removed from the display area by the Show Committee.
18. As stated in the AGS Judging Handbook, stems are not required in the Growers Divisions except where specifically mandated by the show rules. Stems are considered by AGS to be part of the plant, but not part of the fruit. The Ohio Gourd Show Committee suggests, however, that fresh and dried gourds (Divisions I and II) have stems attached where possible. This adds to the overall completeness and visual appeal of the gourd. Stems on gourd craft items (Division III) and all Preschool, Junior and Youth entries, are optional.
19. Live evergreens are not permitted because of fire safety concerns. Artificial trees are permissible where used as part of a display.
20. Materials from protected species (feathers, parts, etc.), animal or plant, are prohibited.
21. Accessory material is allowed except where specifically prohibited.
22. SPECIAL EXHIBITS are encouraged. Exhibits are non-competitive, and may feature the work of an artist, historically relevant displays, international work, etc. Table space (approximately 30 inches wide) will be furnished, but exhibitors must supply staging materials. For space, please contact Karen or John Martin (937-446-2174).

Gourd Show Judging

The Ohio Gourd Show conducts judging of competitive entries in accordance with the American Gourd Society Judging Handbook adopted February 2008. The Handbook is available on-line at www.americangourdsociety.org. The 2025 Ohio Gourd Show judges will utilize Option C (verbal consensus) in considering the various competitive classes. The Show Committee will arrange for the evaluation of “Special Competition” and “Special Awards” as separate judging activities.

Rule 7.6 of the AGS Judging Handbook indicates that in cases where only one entry is made in a class, that entry will generally be awarded “First Place.” The Ohio Gourd Show will follow that guideline, and a first place award will be given unless the entry does not meet the requirements of the class. Where four or more qualified entries are present, all ribbons will be awarded. Duplicate ribbons will only be given if a class is reevaluated according to AGS Rule 4.4.

PLEASE READ YOUR RULES CAREFULLY When the Show Committee determines it to be in the best interest of the Ohio Gourd Society and visitors to the Ohio Gourd Show, the Show Chairperson, with the consent of two other OGS Officers, may waive one or more of the rules for exhibitors and vendors.

Special Awards

American Gourd Society's Jim Story Award - Jim Story from Pendleton, Indiana was a gourd gardener, a gourd manipulator, a gourd artist, an experimenter, a teacher, and an AGS supporter. He inspired many of us to try new and different techniques, a number of which he pioneered. He is a legend in the Gourd World. In his honor, AGS recognizes excellence and innovation in dry, hand-trained gourds. The winners of Classes 52 and 53 receive special awards and are eligible to participate in the national Jim Story Award competitions.

Best of Division - In each competitive Division, the First Place entries of each class will be evaluated to determine the Best of Division Award winners.

Judges' Choice Award - The Judges' Choice Award allows all participating Judges to vote for their favorite gourd entry! It is a measure of the quality of gourds and gourd art, without regard for classes and requirements, through the eyes of trained evaluators. The votes will be gathered on Saturday afternoon, after the official judging. The entry with the most votes wins!

People's Choice Award - During the show on Friday and Saturday, visitors to, and participants in the Ohio Gourd Show will be able to cast votes for their favorite gourd entries! Each person can cast only one vote, so it is important to study all the entries. This is a real measure of the popularity of an entry, and it is a highly coveted honor. The entry with the most votes wins!

2025 OGS Competitive Classes

DIVISION I CURRENT SEASON GOURDS

DIVISION NOTES

- Division I contains growers classes. Gourds must have been grown by the exhibitor/entrant (family garden).
- Limited clear wax or oil is permitted in all classes.
- Gourds must be mature, clean and free of “soft spots.” Some evidence of natural drying may be evident.
- Unless described as assorted, displays of three or six gourds should contain gourds that are identical or nearly identical.
- Stems are not included in size measurements. Stems are required in Classes 5, 6, 13, 14, and 29 (AGS Judging Handbook 2/2023 - 13.7.1). In all other Division I classes, stems are encouraged, but not required.

CLASS

1. Heaviest gourd by weight.
2. Gourd with largest circumference.
3. Longest STRAIGHT gourd (including Dipper gourds), not to exceed 4” gradual curve.
4. Longest CROOKED gourd (including Dipper gourds), must exceed 4” total curve.
5. Three small, assorted Hardshells, under 12” diameter and length.
6. Three large, assorted Hardshells, over 12” in diameter or length.
7. Three short-handled Dippers, 15” and under in length.
8. Three long-handled Dippers, over 15” in length.
9. Three Canteen gourds (not Copper Canyon Canteens).
10. Three small Bottle gourds, 5” or less in height.
11. Three Bottle gourds, over 5” in height. The three gourds should be of the same variety.
12. Any “Arbor-grown” Hardshell (no Dipper gourds).
13. Most unusual Hardshell (oddity or freak of natural growth).
14. One, or more if inseparable, manipulated (hand-trained) gourd(s).
15. Most unusual Ornamental (oddity or freak of natural growth).
16. Three Cannonball or Basketball gourds.
17. Three Tennessee Spinning gourds (aka Tennessee Spinners).
18. Three Hardshell Warty gourds (African Warty, Warted Mayo Bule, etc.).
19. Three Hardshell Banana gourds.
20. Three Hardshell Apple gourds.
21. Three, true variety Hardshells not previously listed (e.g. Cheese gourds, Copper Canyon Canteens, Snake gourds, etc.).
22. Three assorted or identical Spoon gourds.
23. Three assorted or identical Crown of Thorns gourds.
24. Three, assorted Autumn Wing gourds.
25. Six, assorted, Ornamental Warties.

26. Six, assorted, Ornamentals, no Warties.
27. Three Luffas (any variety), assorted or identical.
28. Three, true variety Ornamentals (all three the same variety), not previously listed.
29. Three different (each gourd a different variety such as Spoon, Autumn Wing, Crown of Thorns, etc.), true variety Ornamentals.
30. Centerpiece (with fresh gourds predominating) in a tray, basket, bowl, plate, dried gourd, etc. Only natural accessory materials are permitted.
31. Most outstanding Hardshell (specimen gourd). Exhibitors are encouraged to display a note with the specimen naming the variety.
32. Most outstanding Ornamental (specimen gourd - no Luffas). Exhibitors are encouraged to display a note with the specimen naming the variety.

DIVISION II DRY GOURDS

DIVISION NOTES

- Clear finish (wax, varnish, oil, shellac or sealer) is allowed.
- No color (paint, stain, ink, etc.) or embellishments are allowed.
- Unless described as assorted, displays of three or six gourds should contain gourds that are identical or nearly identical.
- Division II contains growers classes. Gourds must have been grown by the exhibitor/entrant (family garden). Gourds must be dry, mature and cleaned. Stems are not included in size measurements. Stems are required in Classes 43 and 44 (AGS Judging Handbook 2/2023 - 13.7.1). In all other Division II classes, stems are encouraged, but not required.

CLASS

40. Most outstanding, cleaned Hardshell (specimen gourd). Exhibitors are encouraged to display a note naming the specimen's variety.
41. Longest STRAIGHT gourd, not to exceed 4" gradual curve.
42. Longest CROOKED gourd (any variety), must exceed 4" total curve.
43. Three, small, assorted Hardshells (under 12" diameter and length).
44. Three, large, assorted Hardshells (over 12" diameter or length).
45. Three Hardshell Apple gourds.
46. Three Cannonball or Basketball gourds.
47. Three Dipper gourds (any size).
48. Six, assorted Ornamentals (any size).
49. Most unusual, natural gourd (oddity or freak of natural growth - not hand-trained).
50. Three Luffas (as in Class 27) with outer skin removed.
51. One, or more if inseparable, manipulated (hand-trained) gourd(s).
52. Jim Story Award – single gourd. The entry must be one dried, manipulated gourd that has been cleaned, with no added finish. The AGS criteria and judging process for the Jim Story award will be utilized for this selection. The winner of this class will be eligible to compete in the Jim

Story Award at the national level. See the AGS website for details, requirements and competition updates (www.americangourdsociety.org/jim-story-award.html).

53. Jim Story Award – multiple gourds. The entry must be multiple, inseparable, dried, manipulated gourds that have been cleaned, with no added finish. The AGS criteria and judging process for the Jim Story award will be utilized for this selection. The winner of this class will be eligible to compete in the Jim Story Award at the national level. See the AGS website for details, requirements and competition updates (www.americangourdsociety.org/jim-story-award.html).

DIVISION III GOURD CRAFT

DIVISION NOTES

- Stems are optional.
- Gourds must predominate and be of good quality.
- No feathers/parts from protected species are allowed.
- Musical instruments must be functional.
- Accessory materials/embellishments, including bases for gourds, are allowed where not specifically prohibited.
- If opened, gourd(s) must be cleaned on the inside.
- Undecorated gourds may have a clear finish (wax, varnish, etc.).
- Gourds decorated by fractal burning may not be displayed at the Ohio Gourd Show.

CLASS

Traditional Items

60. Short-handled Dipper gourd (15” and under in length) similar to those used in early times. The gourd must be opened and clean inside. Corks or plugs in the handle are optional, but no color or embellishment is allowed.
61. Long-handled Dipper gourd (over 15” in length) similar to those used in early times. The gourd must be opened and clean inside. Corks or plugs in the handle are optional, but no color or embellishment is allowed.
62. Decorated Dipper gourd (any length). The gourd must be opened and clean inside. Corks or plugs in the handle are optional. The interior/exterior may be decorated or finished by any technique(s).
63. Undecorated gourd bowl containing whole, dry gourds. No color, accessory material or other embellishment is permitted on the bowl or the gourds. A clear finish or sealer is allowed.
64. Non-holiday centerpiece of whole, dry gourds. Only natural accessory materials are permitted. The centerpiece may be contained in a dish, basket, bowl, gourd bowl, etc., and the gourds may be decorated.
65. Gourd pitcher, vase or bottle. Gourd pieces (such as a handle) may be attached.

Holiday Items

66. One Christmas ornament (must hang).
67. Christmas item or display (no ornaments as in Class 66).

68. Santa gourd(s).
69. Halloween item or display
70. Easter item or display.
71. Holiday item or display (other than Christmas, Halloween or Easter). Exhibitors are encouraged to display a note naming the holiday.

Basic and Advanced Techniques

72. Whole gourd – Carving (power carving, chip carving, gouging, line work, etc.) must predominate.
73. Whole gourd – Woodburning must predominate.
74. Whole gourd – painting must predominate.
75. Whole gourd - any technique not named in classes 72-74 above, or combination of techniques including those above.
76. Cut gourd (lid optional) – carving/cutting (any technique) must predominate.
77. Cut gourd (lid optional) - woodburning must predominate.
78. Cut gourd (lid optional) – painting must predominate.
79. Cut gourd (lid optional) - any technique not named in classes 76-78 above, or combination of techniques including those above.
80. Cut gourd with decorated rim (pine needles, weaving, coiling, beading, etc.) – lid optional. The gourd itself may be decorated or undecorated, but the rim work must predominate.

✓ NOTE: For Classes 81-82, basketry/weaving/lacing techniques, including pine needle work, weaving, coiling, tenerife, plaiting, etc., must predominate. The technique may be on the rim, through or around the gourd.

81. Gourd basket with handle. A lid is optional.
82. Gourd basket /bowl/container without a handle. A lid is optional.
83. Gourd container (bowl, box, basket, jar, etc.) with a lid. Any decorative technique(s) may be used, including those in classes 81 and 82.
84. Beaded gourd. Any beading technique in or on the gourd.
85. Gourd decorated by pen and ink technique. Color may be added with ink, watercolor, stain etc.
86. Wax Art. Decorate a gourd(s) with melted wax material (e.g. crayons). Entries may include whole gourds, cut gourds, jewelry, etc.

Musical Instruments

87. Stringed musical instrument (chordophone).
88. Drum (membranophone), including water drums and ocean drums (no thunder drums).
89. Thunder drum only.
90. Rattle (idiophone), e.g. shaker, maraca, uli'uli, rain stick, guiro.
91. Thumb Piano only, (e.g. mbira, kalimba).
92. Shekere only.
93. Wind instrument (aerophone) e.g. whistle, flute, trumpet, ocarina.

Figures – Animals, Birds, Dolls, Characters, etc.

- 94. Gourd doll, character or figure.
- 95. Realistic gourd bird(s), using one or more gourds or gourd parts. Penguins are not permitted.
- 96. Gourd penguin(s).
- 97. Realistic gourd animal(s) (mammal, reptile, fish, etc.), using one or more gourds or gourd parts.
Birds and insects are not permitted.
- 98. Fantasy gourd animal(s), dragon(s) or monster(s) using one or more gourds or gourd parts.
- 99. Gourd Insect(s).

Wearable Creations

- 100. Jewelry set. A set consists of two or more pieces, and a pair of earrings is considered one piece.
- 101. Jewelry - single piece. A pair of earrings is considered one piece.
- 102. Artistic, wearable, gourd name badge. The name badge must include first name and state.
Additional information is optional, as are the size of the gourd(s) and the decorative technique(s). The name badge must be wearable (pin, neck strap, etc.).
- 103. Gourd Hat. Gourds and/or gourd pieces may be attached.
- 104. Mask (must be a functional face mask [may be a hand-held style]).

Themed Gourds

- 105. Native American theme decorated gourd(s) - no bowls/baskets.
- 106. Native American theme decorated gourd – bowls/baskets only.
- 107. Other ethnic theme – single or multiple gourds. (Please attach a note to name the theme).
- 108. "Ohio Theme." A single item or multiple items utilizing any technique(s).
- 109. "Show Theme." A single item or multiple items utilizing any technique(s).

The Fun Stuff

- 110. One toy (may be a set) or game made from gourd(s).
- 111. Gourd sculpture. Any theme with one or multiple items.
- 112. Novel article(s) made from gourd(s) (no dippers as in Classes 60-62).
- 113. Useful article(s) made from gourd(s) (no dippers as in Classes 60-62).
- 114. Workshop participants from Friday, may enter any class project. Entries in this class only may be removed early.
- 115. Miniature creations. Any gourd art less than 4" in any dimension.
- 116. "I did it my way." Any gourd craft. Natural and manufactured accessories, including plastic products, are allowed.

Lamps and Luminaries

- 117. Usable, electric, gourd lamp. Accessory materials are permitted and a gourd shade is optional. If needed, a base may be used.

- 118. Gourd luminary or night light. Accessory materials are permitted. If candles or oil are used, the luminary is not to be lighted while on display at the Show. Electric devices should use low wattage bulbs (4 watt or comparable). There is no restriction on battery-powered luminaries.
- 119. Gourd oil lamp (not to be lighted during the show).

Floral Designs

✓ NOTE: Gourd containers in Classes 120 – 126 may be natural or decorated.

- 120. Small, dried floral design in a gourd container (8” or less total height).
- 121. Dried floral design in a gourd container (must exceed 8” total height).
- 122. Floral design using all fresh materials in a gourd container.
- 123. Floral design incorporating fresh or dried gourds. The arrangement may be in a gourd or any other container.
- 124. “I did it my way” floral design. Gourds must predominate.
- 125. "Show Theme" floral design. Portray the Gourd Show theme with a floral design in a gourd container.
- 126. Silk floral design in a gourd container.
- 127. Undecorated gourd container with a live plant or plants. All plants must be planted directly into the gourd container. No hidden pots are allowed. A clear finish and/or single-color stain/dye are allowed but no accessories are permitted other than a base.
- 128. Decorated gourd container with a live plant or plants. All plants must be planted directly into the gourd container. Accessories and a base are allowed.
- 129. Undecorated, hanging gourd container with a live plant or plants. A clear finish and/or single-color stain/dye are allowed but no accessories other than hanger material. All plants must be planted directly into the gourd container.

Decorations to Hang

- 130. Gourd wreath.
- 131. Wall hanging, swag, door crown, etc.
- 132. Wall pocket.

For the Birds

✓ NOTE: The National Wildlife Federation notes that ventilation and drainage holes are desirable.

- 133. Birdhouse for Wrens with an entrance opening of approximately 1 1/8” (National Wildlife Federation), but not less than 1”, nor greater than 1 1/4” (NWF). There should not be a perch.
- 134. Birdhouse for Purple Martins. The gourd should be painted white and have drain holes and vent holes. Entrance hole of 2 1/8” (may vary from 1 3/4” to 2 1/4”) (Purple Martin Conservation Assoc.). A half-moon or Starling-resistant crescent is optional. A porch (a long, wide, flat perch) or a tail prop board is also optional.
- 135. Birdhouse (except House Wren or Purple Martin). Exhibitors are encouraged to display a note naming the bird(s) being attracted and stating the opening size.
- 136. Decorated birdhouse. Gourd must have an entrance hole (size is optional) and be cleaned inside. Painting must predominate.

137. Decorated birdhouse. Gourd must have an entrance hole (size is optional) and be cleaned inside.
Any technique(s) other than painting must predominate.
138. Bird feeder (functional).

Gallery Display

- ✓ NOTE: Judging for Gallery Class 139 will include the following considerations in equal weight: craftsmanship and design of individual gourds, arrangement/staging, and suitability of accessories.
139. Gallery display – 3, 4 or 5 decorated gourds arranged artistically. Accessory material is permitted, including risers. The display must fit within a space that is 2 feet deep and 4 feet long, tables may only be 30 inches wide). A display cloth or table cover is suggested. The gourds may have been displayed in other classes (not the gallery class) at previous Ohio Shows. The gallery display should highlight an artist's work and may depict a common theme, spotlight a technique, or characterize the artist's style.

DIVISION IV

PRESCHOOL - THRU AGE 4 AS OF 10/1/2025

DIVISION NOTES

- This division is non-competitive. Participation ribbons are awarded for each exhibit.

CLASS

- P1. Any gourd craft design or display with single or multiple techniques.

DIVISION V

JUNIOR 5 - 11 YEARS OF AGE AS OF 10/1/2025

CURRENT SEASON GOURDS

DIVISION NOTES

- Classes J2-J3 to be judged on size/weight only.
- Classes J1-J4 are growers classes (AGS Judging Handbook 2/2023) and gourds must have been grown by the exhibitor/entrant (family garden).

CLASS

- J1. Two assorted Hardshell gourds (different sizes and/or shapes).
- J2. Longest gourd.
- J3. Heaviest gourd.
- J4. Six assorted Ornamental gourds (warties and/or smooth).

GOURD CRAFT

CLASS

- J5. Novel and/or useful article(s) made from gourd(s). No dippers.
- J6. One realistic or fantasy animal (mammal, bird, reptile, fish, insect, etc.).

- J7. Gourd dipper. A clear finish is optional, but the dipper must be cut open and cleaned.
- J8. Gourd birdhouse, undecorated (stain and/or varnish allowed), with drain holes (perch is optional).
The inside should be cleaned and the house must be functional.
- J9. Decorated birdhouse. Perch and drain holes are optional. The inside should be cleaned and the house must be functional.
- J10. Decorated gourd pitcher, vase, bowl, bottle or dipper. The gourd must be cut open and cleaned on the inside.
- J11. Gourd toy, doll or character.
- J12. Gourd musical instrument. Any type of functional instrument.
- J13. Floral design (fresh or dried) incorporating gourds. The arrangement may be in a gourd or any other container.
- J14. "Show Theme." An item or items made from gourds.
- J15. I did it my way. Any other gourd craft not specifically listed.

DIVISION VI

YOUTH 12-18 YEARS OF AGE AS OF 10/1/2025

CURRENT SEASON GOURDS

DIVISION NOTES

- Classes Y2-Y3 to be judged on size/weight only.
- Classes Y1-Y5 are growers classes (AGS Judging Handbook 2/2023) and gourds must have been grown by the exhibitor/entrant (family garden).

CLASS

- Y1. Three assorted Hardshell gourds (different size/shape).
- Y2. Longest gourd.
- Y3. Heaviest gourd.
- Y4. Six assorted Ornamental gourds (warties and/or smooth).
- Y5. Arrangement, with fresh gourds predominating, suitable for a centerpiece (natural accessory material only). Arrangement may be in a bowl, basket, tray, etc.

GOURD CRAFT

CLASS

- Y6. One realistic or fantasy animal (mammal, bird, reptile, fish insect, etc.).
- Y7. Gourd dipper. A clear finish is optional, but the dipper must be cut open and cleaned.
- Y8. Holiday arrangement or decoration.
- Y9. Decorated pitcher, vase, bottle, bowl or dipper (open and clean).
- Y10. Gourd birdhouse, undecorated (stain and/or varnish allowed), with drain holes (perch is optional). The inside should be cleaned and the house must be functional.
- Y11. Decorated birdhouse. Perch and drain holes are optional. The inside should be cleaned and the house must be functional.
- Y12. Gourd toy, doll or character.

- Y13. Centerpiece arrangement of dry gourds in a bowl, basket or tray (dry natural accessory material only).
- Y14. Gourd musical instrument. Any type of functional instrument.
- Y15. Floral design (fresh or dried) incorporating gourds. Container material is optional.
- Y16. "Show Theme." An item or items made from gourds.
- Y17. I did it my way. Any other gourd craft not specifically listed.

SPECIAL COMPETITION - MIXED MEDIA

✓Note: Entries are judged with respect to artistic quality, workmanship, originality, and depiction of gourds.

✓Note: Actual gourds are not part of this special competition.

CLASS

- SC1. Non-wearable Mixed Media. Depict gourds in any non-wearable medium such as photography, painting, quilting, paper art, beading, etc.
- SC2. Wearable Mixed Media. Depict gourds in a wearable medium.

For updates and additional information, visit Ohio Gourd Society website at
www.ohiogourdsociety.com

Selected Terms and Definitions

Accessories or accessory material: This is any material, gourd or otherwise, that is added to the gourd(s) to complete a display. Accessory material is permitted unless specifically prohibited.

Assorted: Any class calling for “assorted” gourds should contain gourds of differing shape, color and size, within the limitations stated for the class.

Base: Often gourds require assistance in order to sit firmly at the proper angle. A “base” is that support material – wood, rubber, metal, gourd, etc. that holds a gourd at the proper attitude. It may or may not be attached to the gourd.

Clear finish: Any finish, such as colorless varnish, shellac, wax, or oil, which enhances the overall appearance of the gourd or gourd craft but adds no color (except the slight darkening that may accompany the clear finish) is considered clear.

Color: This is any medium that adds to, or changes the color of a gourd (except slight darkening that may accompany a clear finish). Examples of color that may be applied to a gourd include, but are not limited to, paint (acrylic, oil, watercolor, etc.), stain, ink, dye and color pencil.

Cut Gourd: A cut gourd is one in which the shell has been penetrated by cutting, carving, drilling, burning, etc. Bowls, baskets, vases, bottles, etc. are examples.

Fractal Burning: Fractal burning (Lichtenberg burning or wood fracking) refers to a technique where a Lichtenberg figure is burnt into wood or gourds using high voltage electricity.

Gourd Basket: A gourd with the top cut off and a handle attached, or a gourd cut so that the top serves as the handle. Lids are generally optional.

Gourd Bowl: Usually a round gourd that is wider than it is tall. The general appearance is a container that is intended to sit still.

Hardshell: These are “white blossom” gourds of the genus *Lagenaria*. They include, but are not limited to the bottles, dippers, canteens, cannonballs, bushels, kettles, bananas, etc.

Ornamental: These are “yellow blossom” gourds which are generally very colorful. They represent the genus *Cucurbita* and include, but are not limited to, spoons, eggs, crowns of thorns, spinners, etc.

Other: When used in the Show Schedule to define a class, the word “other” indicates a class or technique which has not been previously specified.

Paint: In general paint refers specifically to acrylic, oil and water color paints, including water and solvent-based markers. Paint does not include stain, dye, or ink.

Special Exhibit: These are non-competitive displays of gourds or gourd-related items that have educational or artistic interest.

Special Competition: Those competitive classes not covered by the AGS Handbook, and not part of the Official Show, are noted as Special Competition.

Whole Gourd: This is a gourd which does not have holes or openings cut, burned or drilled completely through the shell. It may also be called an “uncut gourd.”

2025 Entry Form

Please Circle the Appropriate Entry or Entries

Divisions I, II and III

	1	2	3	4	5	6	7	8	9
10	11	12	13	14	15	16	17	18	19
20	21	22	23	24	25	26	27	28	29
30	31	32							
40	41	42	43	44	45	46	47	48	49
50	51	52	53						
60	61	62	63	64	65	66	67	68	69
70	71	72	73	74	75	76	77	78	79
80	81	82	83	84	85	86	87	88	89
90	91	92	93	94	95	96	97	98	99
100	101	102	103	104	105	106	107	108	109
110	111	112	113	114	115	116	117	118	119
120	121	122	123	124	125	126	127	128	129
130	131	132	133	134	135	136	137	138	139

Special Classes (open to all ages) SC1 SC2

Division IV - Preschool (4 and under, non-competitive) P1

Division V (Junior, 5-11)

J1	J2	J3	J4	J5	J6	J7	J8	J9	J10
J11	J12	J13	J14	J15					

Division VI (Youth, 12-18)

Y1	Y2	Y3	Y4	Y5	Y6	Y7	Y8	Y9	Y10
Y11	Y12	Y13	Y14	Y15	Y16	Y17			

I am requesting Special Exhibit space at the Show _____

EXHIBITOR: _____

ADDRESS: _____

CITY: _____

STATE: _____ **ZIP:** _____ **PHONE:** _____

EMAIL: _____

Mail by September 15, 2025 to: Ohio Gourd Show Entry, c/o John F. Martin,
438 Sardinia Mowrystown Road, Sardinia, OH 45171, or email (by Sept. 23) to:
martin.jf.kl@frontier.com.

Artistry in Gourds Entry Form

OHIO GOURD SHOW and FESTIVAL

DELAWARE COUNTY FAIRGROUND - 236 PENNSYLVANIA AVE. - DELAWARE, OH 43215

Artist Name _____

Address _____

Email _____

Telephone (cell) _____ (landline) _____

Title of Entry _____

2025 Show Dates & Times

Friday, Oct 3, 2025 – Noon to 5 pm

Saturday, Oct 4, 2025 – 9 am to 5 pm

Sunday, Oct 5, 2025 – 10 am to 4 pm

Competition Rules and Regulations

1. Figurative art dolls are objects of art representing humans, animals, or even fantasy creatures. To encourage non-traditional artists to incorporate gourds into their work, to stimulate new artistic expression and showcase these, art dolls can be created in any medium (clay, porcelain, felt, cloth, etc) but for this special competition, GOURDS (whole, pieces, and/or segments) must be incorporated at a minimum of 25% of the finished piece.
2. Figurative art dolls will be judged based on *originality, artistry and incorporation of gourds in the finished piece*, evaluated by experts in gourds and in doll art.
3. \$200 cash prize for 1st place.
4. Entries must be postmarked by **August 15, 2025**. A \$15 non-refundable juried entry fee must accompany each entry (multiple entries are allowed at \$10 non-refundable entry fee).
5. Mail this entry form with entry fee and 2 clear images to: Ohio Gourd Show, c/o Vikkie Mustad, 1606 Alexander Road, Galena, OH 43021. Images may be emailed to ohiogourdsociety@gmail.com. Make checks payable to Ohio Gourd Society, Inc. Acceptance of entries will be announced by August 30, 2025.
6. **No entry can have been previously entered in any Ohio Gourd Show competition.**
7. Entries must be delivered to the Delaware County Fairground, 236 Pennsylvania Avenue, Delaware, Ohio, on Thursday, October 2, noon – 8 pm, or Friday, October 3, 8 am – 12 pm.
8. Entries will be on display at the Ohio Gourd Show from noon on Friday, October 3, 2025, and remain in place until 4 p.m., Sunday, October 5, 2025.
9. Awards will be announced at the Show at 3 pm, Sunday, October 5. Pieces must be picked up at 4 pm at the conclusion of the Show.
10. The Ohio Gourd Society, Inc., and Delaware County Fair Board shall not be responsible for any accidents, losses or breakage of entries.
11. For more information and Application go to www.ohiogourdsociety.com. **Gourds** are available by contacting ohiogourdsociety@gmail.com, or from the following:

- | | |
|--|--|
| • The Laughing Gourd Studio (Galena, OH) | thelaughinggourdstudio@gmail.com |
| • Hocking Hills Gourds (Logan, OH) | hockinghillsgourds@gmail.com |
| • Simply Gourdgeous (Gallipolis, OH) | nancy.vanco@gmail.com |
| • Front Porch Gourds (Munfordville, KY) | https://www.gourdlady48.com |
| • Blue Whale Arts (Epping, NH) | https://www.bluewhalearts.com |
| • Various online sources (Amazon, etc.) | |

Gourd Costume Contest

OHIO GOURD SHOW and FESTIVAL

DELAWARE COUNTY FAIRGROUND - 236 PENNSYLVANIA AVE. - DELAWARE, OH 43215

Participant's Name _____

Address _____

Email _____

Telephone (cell) _____ (landline) _____

Description of costume: _____

2025 Show Dates & Times

Friday, Oct 3, 2025 – Noon to 5 pm
Saturday, Oct 4, 2025 – 9 am to 5 pm
Sunday, Oct 5, 2025 – 10 am to 4 pm

Age Category: Adult _____ Youth (12 yrs and younger): _____

Competition Rules and Regulations

1. This Fun Competition requires GOURDS (whole, pieces, and/or segments) to be incorporated at a minimum of 25% of the finished Costume.
2. Costumes will be judged by our very own Gourdman family and will be judged based on *originality, creativity and incorporation of gourds*.
3. Cash prize for 1st place: \$100 for adults; \$25 for children.
4. No fee for participation.
5. Participants must register on site at the Ohio Gourd Show and Festival on Sunday, October 5, 2025. Registration begins at 10 am and ends at 1 pm.
6. Participants in costume must be onsite later than 1 pm on Sunday, October 5, 2025. Judging will begin at 2 pm. Award winners will be announced at 3 pm.
7. The Ohio Gourd Society, Inc., and Delaware County Fair Board shall not be responsible for any accidents, losses or breakage of entries.
8. **Gourds** are available in advance by contacting ohiogourdsociety@gmail.com, or from the following:



- | | |
|--|--|
| • The Laughing Gourd Studio (Galena, OH) | thelaughinggourdstudio@gmail.com |
| • Hocking Hills Gourds (Logan, OH) | hockinghillsgourds@gmail.com |
| • Simply Gourdgeous (Gallipolis, OH) | nancy.vanco@gmail.com |
| • Front Porch Gourds (Munfordville, KY) | https://www.gourdlady48.com |
| • Blue Whale Arts (Epping, NH) | https://www.bluewhalearts.com |
| • Various online sources (Amazon, etc.) | |

2025 Ohio Gourd Show Workshops

Skill Levels

Please note that workshop descriptions state the skill level required for each project. These are somewhat subjective, but are meant to guide workshop participants. The levels are:

B – This is a beginner level project, specifically designed for a person who is new to a technique or is not yet proficient in it.

I – Intermediate projects require that a participant be familiar with a particular technique and have basic skills in it. This workshop will benefit the artist who is interested in becoming more proficient.

A – Advanced projects require that a participant be familiar with a particular technique and be very comfortable with skills in it. This workshop will benefit the artist interested in fine-tuning proficiency.

All – All participants, regardless of training and experience, are welcome to join in the project. The leader is prepared to teach all of the skills required to complete the work.

Reservations

OGS will collect all workshop fees in advance of the Show. Please use the reservation form. Participants must be aware that a workshop may be canceled if the class is too small. **September 15, 2025 is the final date for advance registrations, changes or cancellations.** Class sizes will be determined on that date. Finally, OGS reminds you that you must attend the workshop for which you are registered. You may not switch workshops at the Show.

Walk-in participants are welcome for those workshops having space remaining. Reservations are recommended, however, so that workshop leaders can be aware of the size for each workshop.

**For updates and additional information, visit
Ohio Gourd Society website at www.ohiogourdsociety.com**

2025 Ohio Gourd Show Workshops

Leader Bios

Jim Anspach - I am now in my 7th year of gourd basket making and I truly enjoy this relaxing hobby. My wife, dog and I enjoy traveling, meeting people and sharing our talents along the way. Teaching others to make gourd baskets is fulfilling and the positivity and joy it brings to others energizes me to continue. It's a goal of mine to make sure everyone enjoys the workshop and completes their project in class so they can go home with a finished gourd basket to enjoy.

Cynthia Dassler - I am a botanist who loves to incorporate natural objects into my art. For over 30 years I have combined art and biology. In doing so, I learn more about the world and how to creatively portray it. My goal is to provide glimpses of the beautiful and intricate objects and processes found in nature. I utilize many methods to express myself, including sculpture, painting and mixed media techniques. My hope is to inspire others to observe and explore the wonders around them. Gourds provide both canvas and structures with which to create. Even the smallest parts provide textures, forms and organization that inspire the imagination.

Christie DeLamater - After taking many classes, I started teaching watercolor, pen and ink and color pencil in the Decorative Arts Field. A few years ago I found a book about gourds and I knew I had to try this new canvass for my artwork. I am now hooked on gourds and love the many different techniques one can do with gourds.

Altan Erginkoc - For over six years, I've blended my expertise in construction with a passion for sustainable artistry, crafting unique gourd lamps inspired by traditional techniques from Turkey and Japan. Each piece is a celebration of eco-conscious design, transforming natural gourds—sourced from diverse regions—into luminous works of art that replace plastic with planet-friendly alternatives. My mission is to re-imagine living spaces through light: infusing warmth, joy, and sustainability into every home. By honoring the gourd's organic beauty, I aim to spark conversations about mindful consumption while delivering functional artistry. Let's collaborate to illuminate your space—not just with light, but with stories, sustainability, and smiles.

Miriam Fankhauser - Miriam has taught Native American culture and literature for several years at the university level. She was taught to weave dream catchers by a Native American woman and given permission to do so. Participating in powwows, she has made dream catchers since the early 2000s. Miriam incorporates Native American music into the background of her workshops and will talk about Native American culture as questions or time allow.

Deb Haley - I am a mixed media artist originally from Kettering, OH now residing in Lewis Center, OH. I've done everything from oil painted landscapes to ceramics and am a master of none! My husband suggested I put faces on the ceramic mushrooms I was making and once I did that, all sorts of creative figurines filled my head and came out through my hands. After joining an art doll club in Columbus and learning lots of new techniques I started incorporating them into my projects. I've created many whimsical figurines, garden art, decorative pieces, and more. I was introduced to gourd art by the Ohio Gourd Society's president and have been having so much fun creating since. Student testimonial: *I think you are such an amazing teacher. You teach and then you back off allowing creativity to develop; you provide guidance when you sense it's needed, and you gently provide advice when it's asked for. If I'm amazing, it's because of you!*

Dot Lewallen - Dot started teaching jewelry techniques at a local bead store in Columbus Ohio (Byzantium). Some of her completed bead work has been published in Lark's 500 hand beaded necklaces and Bead Unique

magazine,. She has also been a contributor to several books on bead embroidery. Her work was included in Ohio Designer Craftsman Best of 2010 and 2022. Dot also explored taking her beading to a three dimensional form by making beaded dolls and figures. She wrote for Doll Crafter and Costuming for several years. She has had her figurative beaded dolls published in Lark 500 Hand Made Dolls, Bead Unique, Cloth/Paper Scissor, Bead Unique and Doll Crafter and Costuming . Her pieces have been shown at Ohio Craft Museum in Ohio Designer Craftsman Best of Show, Land of Odd's tapestry competition, Enchanted Bead conference in Albuquerque New Mexico, Artistic Figures of Cloth and Clay, and Midwest Beadworker's Guild shows along with other local galleries in Central Ohio. She has explored adding mixed media and fiber arts to her jewelry and figurative arts repertoire; and of course, she's discovered the unique properties of using gourds in her art work.

Rob Liptak – Rob has been a professional woodcarver for 30+ years. His work is on display at a number of nature centers throughout the country. Woodburning is a technique used on many of his carving projects, and the burning technique transfers well to gourds.

Lisa Mohr – I started gourding 4 years ago at the Mountain Gourd Gathering in Cedar Mountain, NC; and fell in love with the versatility of the gourd. The next two years I co-hosted the Mountain Gourd Gathering and am the lead this year. I have hit the festival circuit and gone to Georgia (3 times), Florida, Waynesville, NC numerous times, and started teaching in South Carolina last year. I also host a patch at my home, and join in with the 3 Georgia patches as time allows. I love gourding and cannot get enough of it Gourders are awesome people!

Suzanne Rothhaar - Suzanne has been involved in the Ohio Gourd Society for over 15 years. Originally from Cincinnati, Suzanne received her Bachelor of Fine Arts from Miami University. Suzanne's Aunt Berta always had gourd ornaments on the Christmas tree, so they decided to go to the gourd show to see what it was like. They were hooked and went together to gourd shows in Ohio, Kentucky and Indiana for many years until Roberta's health no longer allowed her to go. Suzanne decided to keep on going and enjoys getting together with her gourd friends every year. It's a nice break from training poll workers and organizing elections for Crawford County where she and her husband of 26 years currently live. She wanted to teach a beginner class to help encourage new people to get more involved with the Ohio Gourd Society.

Sheryl Scott – I have been a gourd artist for 34 years, and a commercial gourd grower since 2013. My gourd business is Front Porch Gourds, LLC. I travel to about 12 gourd shows each year as well as have a shop, and sell gourds and supplies on my website, frontporchgourds.com.

Terri Summer - I'm an Iowa native, though I lived in Denver for 23 years. I've recently retired from healthcare and trauma services after nearly 30 years, and I'm the owner of www.arizonagourds.com. I started out in wood-working before discovering gourds, and I've always found music and arts to be both creative and therapeutic. I've had a broad range of teaching experience over the years including equestrian vaulting, martial arts, flute making and gourd art. I most recently had the pleasure of attending Bonnie Gibson's Teaching Academy, and I'm currently teaching gourd art at the local senior center.

Lollie Yancey – Lollie has been gourding since 2007, and she is a recent graduate of Bonnie Gibson's Gourd Academy. Lollie served as her teaching assistant at classes, at festivals and at her home. Recently she was elected (again!) President of the Arizona Gourd Society. Currently Lollie teaches at Cochise College Lifelong Learning and at Girl Scout troops (Junior and Senior cadets).

2025 OGS WORKSHOP REGISTRATION FORM

September 15, 2025 is the final date for advance registrations, changes or cancellations

Name: _____
Address: _____
City: _____ State: _____ Zip: _____
Phone: _____ email: _____

Oct 3, 2025 - Friday All Day (9am – 5 pm) (FALL)

1st Choice: _____ \$ _____

Oct 3, 2025 - Friday AM (9am - Noon) (FAM)

1st Choice: _____ \$ _____

2nd Choice: _____ \$ _____

Oct 3, 2025 - Friday PM (1 - 5 pm) (FPM)

1st Choice: _____ \$ _____

2nd Choice: _____ \$ _____

Oct 4, 2025 - Saturday All Day (9am – 5 pm) (SALL)

1st Choice: _____ \$ _____

2nd Choice: _____ \$ _____

Oct 4, 2025 - Saturday AM (9 – Noon) (SAM)

1st Choice : _____ \$ _____

2nd Choice: _____ \$ _____

Oct 4, 2025 - Saturday PM (1 – 5 pm) (SPM)

1st Choice: _____ \$ _____

2nd Choice: _____ \$ _____

Oct 5, 2025 - Sunday (10 – 2 pm) (SUN)

1st Choice: _____ \$ _____

2nd Choice: _____ \$ _____

Total Payment (Payment for 1st Choices only) \$ _____

Make checks payable to: Ohio Gourd Society. You will be notified if class fees change in the event a 2nd choice class is scheduled. Please register early, as class sizes are limited. Email your registration questions to Nelson Litzenberg at jn.litzenberg@gmail.com. **Please watch the OGS website for last minute changes, or announcements. Classes may be canceled and payment refunded if the class sizes are too small.**

Send registration form and payment to:

Ohio Gourd Society Workshops
Attn: Nelson Litzenberg
6863 Tucker Road
Centerburg, OH 43011

2025 Ohio Gourd Show Workshops

October 3, 2025 -Friday All Day (9am – 5pm)

1. Gourd Light

Leader: Altan Erginkoc

Cost: \$70 **Level:** B & I

Min/Max: 6/12 **Time:** FAD

This workshop also available SAD and SUN.

Description: The Gourd Light is a fun class in which the student will learn about basic carving and drilling holes of various sizes. Transform an ordinary kettle or cannonball gourd into a sweet glowing light! With the LED bulb (provided), your design will shine beautifully on nearby surfaces. Beads can be inserted into some of the holes for a little accent color. This workshop involves drilling lots and lots of little holes! It's a noisy, dusty, fun project, not suitable for people under the age of 19, or those who would have difficulty with repetitive motion. This workshop uses power tools and hot or sharp equipment, and is geared toward adults. The leader will provide: a Ceiling Pendant, LED bulbs, beads, and a gourd (between 4 and 6 in. diameter). Participants should bring: an apron, mask, rotary tool (such as a Dremel) and bits for carving and drilling holes (3, 4, 5, 6 mm or 1/8, 3/32, 3/16, 1/4 in.). Bring stain or paint if you wish to add color.



2025 Ohio Gourd Show Workshops

October 3, 2025 - Friday Morning (9am - Noon)


2. Three-way Apple Gourd Dream Catcher

Leader: Miriam Fankhauser

Cost: \$30 **Level:** B

Min/Max: 1/6 **Time:** FAM

Description: Gourds will be mostly cleaned and opened with circles. Participants will finish cleaning the outside of the gourd, gut and clean the inside of the gourd, seal outside and paint inside, drill holes and weave three rings on the Apple gourd. While the size of the apple gourds may vary, they will be in the range of 8" tall. The leader provides all supplies, but participants should bring a hand drill with 1/16" and 1/4" or 3/8" bits.



3. Dragonflies with Shimmer

Leader: Christie DeLamater

Cost: \$60

Level: All

Min/Max: 2/10

Time: FAM

Description: We will use stick and burn with a dragonfly design to wood burn onto a small vase gourd, and you will learn to work with powdered pigments. Participants should bring a heat gun, an apron, a variable temperature wood burner, and a small or micro-small skew tip pen. Please do not use a solid point burner unless you are very familiar with it since they are harder to use. If you are in the market for a wood burner, I love my optima. You can find it at www.carvertools.com or at Mountain Woodcarvers. I will have 2 wood burners for participants to use. Please text me if you want to use one of them (419-343-0771).



4. Buttons/Beads/and Seeds

Leader: Dot Lewallen

Cost: \$35

Level: All

Min/Max: 1/10

Time: FAM

This workshop also available SUN.

Description: With this workshop you will choose either pre-cut gourd shapes or irregular shaped gourd shards to create pendants or earrings. You will paint gourd seeds, pick out buttons supplied by Dot or bring some of your own, and choose pressed bead shapes and seed beads to create a unique piece of jewelry. Dot will help you design your piece and show several techniques to give your gourd piece a painted or patterned foundation using acrylic paints and/or alcohol inks. The size of the project can be from a 2½ inch circle, 3 inch rectangle or any other shape you desire. It is all up to your imagination.



5. Gourd Night Lights.

Leader: Terri Summer

Cost: \$25

Level: B

Min/Max: 1/10

Time: FAM

This workshop also available SAM.

Description: In this workshop, we'll use kits to make night lights. The kits include the hardware and light bulb. You can choose to make a luminary style or a glowing style night light. The pictures show two designs – one in glowing style and one in luminary style. The project will involve cutting and prepping the gourd, using paints and/or dyes to decorate it and very basic carving for the glowing style or drilling holes for the luminary style. The overall height of the assembled project is approximately 5 to 6 inches. Participants should bring a small, cleaned gourd about 3 ½" to 4 ½" tall, a dust mask, and a carving tool if you have one.



6. Create a Gourd Cat

Leader: Deb Haley

Cost: \$55

Level: All

Min/Max: 5/12

Time: FAM

This workshop also available SPM.

Description: In this workshop we will create a cat using 2 gourds, plastic eyes, wire, foil, fixatives, Apoxie Sculpt, and sculpting tools. The cat will be approximately 12-16 inches high, depending on the gourd selection and the placement of the head and ears. In this workshop you will assemble the cat. You can paint and embellish as time permits. All required supplies will be provided to use and/or share: Gourds, fixative, foil, wire, wire cutters, Apoxie Sculpt, plastic sculpting tools, awl, gloves, water cups, eyes, whiskers, scissors, glue, paint, paint brushes, nail file or sandpaper, embellishments, ribbons, bells, tags, beads, etc. If you have favorite sculpting tools, an extra awl, extra wire cutters, or some favorite embellishments, paints, or paint brushes, feel free to bring those. It is recommended you wear old clothes or bring an apron. (16 years or older, please.)



7. Gourd Jewelry

Leader: Lollie Yancey

Cost: \$45

Level: All

Min/Max: 1/10

Time: FAM

This class also available FPM.

Description: Students will transform gourd shards into stunning, customized pieces of jewelry. Using vibrant inks, paint, embellishments and simple tools, participants will create their own unique wearable art. Art that they can wear or gift. All supplies are provided, but participants may bring embellishments they would like to incorporate.



2025 Ohio Gourd Show Workshops October 3, 2025 - Friday Afternoon (1pm - 5pm)

8. Checkerboard Basket

Leader: Jim Anspach

Cost: \$50

Level: I

Min/Max: 2/8

Time: FPM

This workshop also available SPM.

Description: The Basket will be approximately 5" high and 7" in diameter. You will be working on a prepared gourd, weaving with 3 reeds for 3-4" height, and ending with a nice rim at the top. This basket requires your attention while weaving to get the acquired "look" of a checkerboard. Participants should bring an apron and a towel.



9. Small Kettle

Leader: Christie DeLamater

Cost: \$40

Level: All

Min/Max: 2/10

Time: FPM

Description: Using pen and ink, along with colored pencils, we will create a design on a small kettle gourd. We will learn basic techniques for using both ink and pencils on a gourd. Participants should bring a heat gun and an apron.



10. Gourd Bowl with Filigree Lid

Leader: Terri Summer

Cost: \$65

Level: I

Min/Max: 1/10

Time: FPM

This workshop also available SPM.

Description: In this class, we'll learn to create a bowl with a metal filigree lid. We'll use Apoxie Sculpt modeling clay to create textured images. We'll use metal paints and patinas to replicate the look of the metal lid and also decorate the background areas of the gourd. I will provide the Metal Lid, Apoxie Sculpt, paint and patina. Students may not be able to complete the project but will leave with all the knowledge and skills to finish the project at home. Participants should bring a dust mask, a gourd that is cleaned on the outside (mine is about 7 1/2" tall and 7 1/2" wide) and carving and cleaning tools for cutting open and cleaning the inside of the gourd.



11. "Ole Smoky"

Leader: Lisa Mohr

Cost: \$50

Level: B

Min/Max: 4/12

Time: FPM

Description: Participants will smoke a 6 to 7 inch Martin gourd that has been cut into a bowl and cleaned by the leader. You will have the option of doing ink splatters on the bowl, and then coil a paper/fiber/Danish cord rim on the gourd. Cabochons and beads will also be provided to add a focus piece to the rim. Color options for the rim will be provided. Participants should bring an apron. The leader will provide everything else.



12. Gourd Jewelry

Leader: Lollie Yancey

Cost: \$45

Level: All

Min/Max: 1/10

Time: FPM

This class also available FAM.

Description: Students will transform gourd shards into stunning, customized pieces of jewelry. Using vibrant inks, paint, embellishments and simple tools, participants will create their own unique wearable art. Art that they can wear or gift. All supplies are provided, but participants may bring embellishments they would like to incorporate.



13. Gourd Pepo Figures

Leader: Cynthia Dassler

Cost: \$25

Level: All

Min/Max: 1/12

Time: FPM

This workshop also available SAM.

Description: Children will explore the architecture of small gourds to create a hanging figure. All parts of the gourd, including the fruit wall, seeds and dried pulp will be used. Students will learn how to connect gourds to create a figure, string seeds for arms and legs, and paint expressive faces. In botanical terms, the name for a gourd is a pepo. This class is all about creating, learning and having fun with pepos.

This is a children's class. Ages 5 and up. Children younger than 10 yrs should be accompanied by a nonpaying adult. All materials are provided by the leader.

JUST FOR KIDS!



14. Image Transfers Using Mixed Media

Leader: Dot Lewallen

Cost: \$40

Level: All

Min/Max: 1/10

Time: FPM

Description: In this workshop you will learn different techniques for transferring an image to either a pre-cut gourd piece or an irregular gourd shard. The shape and size of the finished project will be up to you. Dot will have jump rings and several necklace or earring findings to finish your project. Using napkins, tissue paper, stamping pads, printed images or images from magazines, you will design a pendant or earrings. Dot will show you how easy it is to make unique pieces of jewelry even though you can't draw or paint. All these techniques can easily be applied to other endeavors using gourds or other materials.



15. Create a Gourd Dog

Leader: Deb Haley

Cost: \$55

Level: All

Min/Max: 5/12

Time: FPM

This workshop also available SAM and SUN.

Description: In this workshop we will create a dog using 2 gourds, plastic eyes, wire, foil, fixatives, Apoxie Sculpt, and sculpting tools. The dog will be approximately 6-10 inches high, depending on the gourd selection and the placement of the head and ears. In this workshop you will assemble the dog. You can paint and embellish as time permits. All required supplies will be provided to use and/or share: Gourds, fixative, foil, wire, wire cutters, Apoxie Sculpt, plastic sculpting tools, awl, gloves, water cups, eyes, whiskers, scissors, glue, paint, paint brushes, nail file or sandpaper, embellishments, ribbons, bells, tags, beads, etc. If you have favorite sculpting tools, an extra awl, extra wire cutters, or some favorite embellishments, paints, or paint brushes, feel free to bring those. It is recommended you wear old clothes or bring an apron. (16 years or older, please.)



2025 Ohio Gourd Show Workshops

October 4, 2025 - Saturday All Day (9 am – 5pm)

16. Elf House

Leader: Christie DeLamater

Cost: \$75

Level: I

Min/Max: 2/10

Time: SAD

Description: In this workshop, you will learn to work with two different kinds of clay to make leaves, vines and mushrooms. You will need to bring a mini jig saw and extra saw blades, a craft knife, an apron and a heat gun. I will have some moss, stones and birds; but you may wish to bring additional trimming material, as well, that you might like to use on your house. We will make our own mushrooms. Bring some skinny gourd stems if you have them.



17. Mixed Media Texture Woodland Sprite or Goddess

Leader: Dot Lewallen

Cost: \$45

Level: All

Min/Max: 1/10

Time: SAD

Description: In this workshop you will learn different techniques to add surface textures to gourds to create either a woodland spirit or goddess. Using a hot glue gun, tissue paper gesso, paper manipulation and different mixed media products you will learn how to change the surface of any gourd into an extreme sensory surprise for the eyes and fingers. We will start with a simple gourd and an assortment of faces you can use to make your figurative doll into something unique and truly of your own imagination. Dot will show you how to use crackle glaze, paints and other objects to complete your design. Wear old clothes or an apron, as we will be using lots of messy products. Dot will provide your choice of a gourd to work with, base to put it on, paints, brushes, gesso, products such as crackle glaze/Mod Podge/varnish, tissue paper, beads, buttons or other objects to complete your spirit or goddess. She will also have hot glue guns and a heat tool, but if you have one of your own, she encourages you to bring it. Bring your sense of fun and exploration in creating a one-of-a-kind figurative art doll.



18. Gourd Light

Leader: Altan Erginkoc

Cost: \$65 **Level:** B & I

Min/Max: 6/12 **Time:** SAD

This workshop also available FAD and SUN.

Description: The Gourd Light is a fun class in which the student will learn about basic carving and drilling holes of various sizes. Transform an ordinary kettle or cannonball gourd into a sweet glowing light! With the LED bulb (provided), your design will shine beautifully on nearby surfaces. Beads can be inserted into some of the holes for a little accent color. This workshop involves drilling lots and lots of little holes! It's a noisy, dusty, fun project, not suitable for people under the age of 19, or those who would have difficulty with repetitive motion. This workshop uses power tools and hot or sharp equipment, and is geared toward adults. The leader will provide: a Ceiling Pendant, LED bulbs, beads, and a gourd (between 4 and 6 in. diameter). Participants should bring: an apron, mask, rotary tool (such as a Dremel) and bits for carving and drilling holes (3, 4, 5, 6 mm or 1/8, 3/32, 3/16, 1/4 in.). Bring stain or paint if you wish to add color.



2025 Ohio Gourd Show Workshops October 4, 2025 - Saturday Morning (9am – Noon)

19. Gourd Shard Jewelry

Leader: Suzanne Rothhaar

Cost: \$35 **Level:** B

Min/Max: 5/20 **Time:** SAM

Description: This workshop is an introductory class covering several techniques. Each participant will take home two jewelry pieces done using a few different techniques such as simple alcohol inks, beginner wood burning and bead work. You will make a pin using small gourd cut-outs (shapes will vary) with wood burning and alcohol inks, and also a beaded gourd shard necklace. All supplies are provided. A couple of wood burners will be available for use in the class. Designs will be participant's choice. This is a beginner class, and all ages (over 5) are welcome. If young children want to participate, a responsible adult must be present and wood burning should be supervised. No extra supplies are needed, but it is recommend that you bring a mask if you are sensitive to dust, and an apron or work clothes.



20. Flower Petal Pyrography (burning)

Leader: Rob Liptak.

Cost: \$50

Level: All

Min/Max: 1/6

Time: SAM

Description: The gourd top will be cleaned with pencil guide lines already drawn. The size of the gourd is approximately 3.5" in length, though it may vary in size. Students need to bring a variable heat wood burner along with changeable tips (skew, shader, flat point, others if you have them). Rob uses a Colwood Detailer. Others (Razortip, Optima) are just as good. We will start burning ASAP but the project may not be finished in the allotted time.



21. Create a Gourd Dog

Leader: Deb Haley

Cost: \$55

Level: All

Min/Max: 5/12

Time: SAM

This workshop also available FPM and SUN.

Description: In this workshop we will create a dog using 2 gourds, plastic eyes, wire, foil, fixatives, Apoxie Sculpt, and sculpting tools. The dog will be approximately 6-10 inches high, depending on the gourd selection and the placement of the head and ears. In this workshop you will assemble the dog. You can paint and embellish as time permits. All required supplies will be provided to use and/or share: Gourds, fixative, foil, wire, wire cutters, Apoxie Sculpt, plastic sculpting tools, awl, gloves, water cups, eyes, whiskers, scissors, glue, paint, paint brushes, nail file or sandpaper, embellishments, ribbons, bells, tags, beads, etc. If you have favorite sculpting tools, an extra awl, extra wire cutters, or some favorite embellishments, paints, or paint brushes, feel free to bring those. It is recommended you wear old clothes or bring an apron. (16 years or older, please.)



22. Hoots and Squeaks

Leader: Lollie Yancey

Cost: \$20

Level: All

Min/Max: 1/10

Time: SAM

This class also available SPM.

Description: In this workshop, we will turn gourds and acorn caps into a couple of woodland creatures. You may decorate them as desired. Participants could bring a micro carver or drill and 1/8" bit. If we can get a couple, we can share them.



23. Gourd Pepo Figures

Leader: Cynthia Dassler

Cost: \$25

Level: All

Min/Max: 1/12

Time: SAM

This workshop also available FPM.

Description: Children will explore the architecture of small gourds to create a hanging figure. All parts of the gourd, including the fruit wall, seeds and dried pulp will be used. Students will learn how to connect gourds to create a figure, string seeds for arms and legs, and paint expressive faces. In botanical terms, the name for a gourd is a pepo. This class is all about creating, learning and having fun with pepos. This is a children's class. Ages 5 and up. Children younger than 10 yrs should be accompanied by a nonpaying adult. All materials are provided by the leader.

JUST FOR KIDS!



24. Gourd Night Lights.

Leader: Terri Summer

Cost: \$25

Level: B

Min/Max: 1/10

Time: SAM

This workshop also available FAM.

Description: In this workshop, we'll use kits to make night lights. The kits include the hardware and light bulb. You can choose to make a luminary style or a glowing style night light. The pictures show two designs – one in glowing style and one in luminary style. The project will involve cutting and prepping the gourd, using paints and/or dyes to decorate it and very basic carving for the glowing style or drilling holes for the luminary style. The overall height of the assembled project is approximately 5 to 6 inches. Participants should bring a small, cleaned gourd about 3 ½" to 4 ½" tall, a dust mask, and a carving tool if you have one.



2025 Ohio Gourd Show Workshops

October 4, 2025 - Saturday Afternoon (1pm – 5pm)

25. Checkerboard Basket

Leader: Jim Anspach

Cost: \$50

Level: I

Min/Max: 2/8

Time: SPM

This workshop also available FPM.

Description: The Basket will be approximately 5" high and 7" in diameter. You will be working on a prepared gourd, weaving with 3 reeds for 3-4" height, and ending with a nice rim at the top. This basket requires your attention while weaving to get the acquired "look" of a checkerboard. Participants should bring an apron and a towel.



26. Angry Birdhouse Pyrography.

Leader: Rob Liptak

Cost: \$50

Level: I

Min/Max: 1/6

Time: SPM

Description: Participants will receive a small, cleaned kettle gourd (approximate size, 4") that will have pattern/pencil lines drawn on it. Gourds may vary in size. Participants need to supply a variable heat wood burner along with changeable tips (skew, shader, flat point, others if you have them). Rob uses a Colwood Detailer. Other brands (i.e. Razortip, Optima) are just as good for this project. We will start burning ASAP. This project will NOT be finished in the allotted time. You may want to bring an extension cord just in case.



27. Gourd Bowl with Filigree Lid

Leader: Terri Summer

Cost: \$65

Level: I

Min/Max: 1/10

Time: SPM

This workshop also available FPM.

Description: In this class, we'll learn to create a bowl with a metal filigree lid. We'll use Apoxie Sculpt modeling clay to create textured images. We'll use metal paints and patinas to replicate the look of the metal lid and also decorate the background areas of the gourd. I will provide the Metal Lid, Apoxie Sculpt, paint and patina. Students may not be able to complete the project but will leave with all the knowledge and skills to finish the project at home. Participants should bring a dust mask, a gourd that is cleaned on the outside (mine is about 7 1/2" tall and 7 1/2" wide) and carving and cleaning tools for cutting open and cleaning the inside of the gourd.



28. Create a Gourd Cat

Leader: Deb Haley

Cost: \$55

Level: All

Min/Max: 5/12

Time: SPM

This workshop also available FAM.

Description: In this workshop we will create a cat using 2 gourds, plastic eyes, wire, foil, fixatives, Apoxie Sculpt, and sculpting tools. The cat will be approximately 12-16 inches high, depending on the gourd selection and the placement of the head and ears. In this workshop you will assemble the cat. You can paint and embellish as time permits. All required supplies will be provided to use and/or share: Gourds, fixative, foil, wire, wire cutters, Apoxie Sculpt, plastic sculpting tools, awl, gloves, water cups, eyes, whiskers, scissors, glue, paint, paint brushes, nail file or sandpaper, embellishments, ribbons, bells, tags, beads, etc. If you have favorite sculpting tools, an extra awl, extra wire cutters, or some favorite embellishments, paints, or paint brushes, feel free to bring those. It is recommended you wear old clothes or bring an apron. (16 years or older, please.)



29. Faux Cloisonne Gourd

Leader: Lisa Mohr


Cost: \$55

Level: B

Min/Max: 4/12

Time: SPM

Description: This class will use half a canteen gourd, and after applying your design to the gourd wire will be attached to it. A resin mixture will fill in the your design. The leader will have a few designs and color options. If the design is finished in time, before the workshop ends, participants will have the option of painting the gourd outside the design. Resin is messy, so please do not wear good clothes. Participants should bring an apron and tweezers.



30. Banana Wrasse Fish

Leader: Cynthia Dassler

Cost: \$45

Level: All

Min/Max: 1/15

Time: SPM

This workshop also available SUN.

Description: Students will transform a 6-8 inch banana gourd into a wrasse, a colorful tropical fish, using mixed media techniques. Learn how to paint, apply fabric, collage, and sculpt on gourds. Use your imagination to apply a pattern and color to your fish. Use gourd seeds for fins, or help your fish swim with ribbon or fabric fins. The ocean is your limit. Imagination will help you swim into the addictive pursuit of fishy design. The leader provides all materials.



31. Hoots and Squeaks

Leader: Lollie Yancey

Cost: \$20

Level: All

Min/Max: 1/10

Time: SPM

This class also available SAM.

Description: In this workshop, we will turn gourds and acorn caps into a couple of woodland creatures. You may decorate them as desired. Participants could bring a micro carver or drill and 1/8" bit. If we can get a couple, we can share them.



2025 Ohio Gourd Show Workshops October 5, 2025 - Sunday (10 am – 2 pm)

32. Gourd Basket

Leader: Sheryl Scott

Cost: \$55

Level: All

Min/Max: 3/15

Time: SUN

Description: In this basket workshop, you will weave natural weavers onto a 7 inch Martin gourd. This is a pre-dyed, pre-cut gourd ready to weave. I have been teaching this basket class since 2014. You will finish it during the class. Participants should bring an apron or old clothes. Dye will sometimes bleed onto clothes



33. Simply Woven Basket

Leader: Jim Anspach

Cost: \$50

Level: All

Min/Max: 2/8

Time: SUN

Description: The Basket will be approximately 5" high and 7" in Diameter. You will be working on a prepared gourd, weaving with 3 reeds for 3-4" height, and ending with a scalloped rim. You may/may not want to add beads at the top. This basket will have a few color choices for you to choose, as well as a pattern you may prefer with colored reeds. Participants should bring an apron and a towel.



34. Butterfly

Leader: Christie DeLamater

Cost: \$60

Level: ALL

Min/Max: 2/10

Time: SUN

Description: In this workshop, participants will learn to work with foil and embossing powder. We will use a wood burner to add the butterfly with stick and burn. I will have 2 wood burners for participants to use. Please text me if you want to use one (419-343-0771). Participants should bring a heat Gun, apron, wood burner with variable temperature, and a small or micro-small skew tip pen, Please do not use a solid point burner unless you are very familiar with it, since they are hard to use. If you are in the market for a wood burner, I love my optima. You can find it at www.carvertools.com or at mountain woodcarvers.



35. Monarch Butterfly Pyrography

Leader: Rob Liptak

Cost: \$50

Level: I/A

Min/Max: 1/6

Time: SUN

Description: To begin, each participant will receive a clean kettle gourd (approximately 4") that will have pencil lines drawn on it. Gourds may vary in size. Participants need to bring a variable heat wood burner along with changeable tips (skew, shader, flat point, others if you have them). Rob uses a Colwood Detailer. Others (Razortip, Optima) are just as good for this project. We will start burning ASAP. This project may not be finished in allotted time. You may want to bring an extension cord just in case.



36. Gourd Luminary

Leader: Terri Summer

Cost: \$65

Level: I

Min/Max: 1/10

Time: SUN

Description: We will be making a gourd luminary in this workshop. My gourd is about 6" tall and 6" wide. We will create a luminary using alcohol inks, inlaid heishi beads, metallic paints and patinas with some small embellishments. We'll create a small base from wood and epoxy putty to support the cordless LED light source. I will provide the light source, heishi beads, epoxy putty, embellishments and paint. Participants should bring a dust mask, power carver (if they have one) and an appropriate size, cleaned gourd.



37. Buttons/Beads/and Seeds

Leader: Dot Lewallen

Cost: \$35

Level: All

Min/Max: 1/10

Time: SUN

This workshop also available FAM.

Description: With this workshop you will choose either pre-cut gourd shapes or irregular shaped gourd shards to create pendants or earrings. You will paint gourd seeds, pick out buttons supplied by Dot or bring some of your own, and choose pressed bead shapes and seed beads to create a unique piece of jewelry. Dot will help you design your piece and show several techniques to give your gourd piece a painted or patterned foundation using acrylic paints and/or alcohol inks. The size of the project can be from a 2½ inch circle, 3 inch rectangle or any other shape you desire. It is all up to your imagination.



38. Create a Gourd Dog

Leader: Deb Haley

Cost: \$55

Level: All

Min/Max: 5/12

Time: SUN

This workshop also available FPM and SAM.

Description: In this workshop we will create a dog using 2 gourds, plastic eyes, wire, foil, fixatives, Apoxie Sculpt, and sculpting tools. The dog will be approximately 6-10 inches high, depending on the gourd selection and the placement of the head and ears. In this workshop you will assemble the dog. You can paint and embellish as time permits. All required supplies will be provided to use and/or share: Gourds, fixative, foil, wire, wire cutters, Apoxie Sculpt, plastic sculpting tools, awl, gloves, water cups, eyes, whiskers, scissors, glue, paint, paint brushes, nail file or sandpaper, embellishments, ribbons, bells, tags, beads, etc. If you have favorite sculpting tools, an extra awl, extra wire cutters, or some favorite embellishments, paints, or paint brushes, feel free to bring those. It is recommended you wear old clothes or bring an apron. (16 years or older, please.)



39. Gourd Light

Leader: Altan Erginkoc

Cost: \$70


Level: B & I

Min/Max: 6/12

Time: SUN

This workshop also available FAD and SAD.

Description: The Gourd Light is a fun class in which the student will learn about basic carving and drilling holes of various sizes. Transform an ordinary kettle or cannonball gourd into a sweet glowing light! With the LED bulb (provided), your design will shine beautifully on nearby surfaces. Beads can be inserted into some of the holes for a little accent color. This workshop involves drilling lots and lots of little holes! It's a noisy, dusty, fun project, not suitable for people under the age of 19, or those who would have difficulty with repetitive motion. This workshop uses power tools and hot or sharp equipment, and is geared toward adults. The leader will provide: a Ceiling Pendant, LED bulbs, beads, and a gourd (between 4 and 6 in. diameter). Participants should bring: an apron, mask, rotary tool (such as a Dremel) and bits for carving and drilling holes (3, 4, 5, 6 mm or 1/8, 3/32, 3/16, 1/4 in.). Bring stain or paint if you wish to add color.



40. Banana Wrasse Fish

Leader: Cynthia Dassler

Cost: \$45

Level: All

Min/Max: 1/15

Time: SUN

This workshop also available SPM

Description: Students will transform a 6-8 inch banana gourd into a wrasse, a colorful tropical fish, using mixed media techniques. Learn how to paint, apply fabric, collage, and sculpt on gourds. Use your imagination to apply a pattern and color to your fish. Use gourd seeds for fins, or help your fish swim with ribbon or fabric fins. The ocean is your limit. Imagination will help you swim into the addictive pursuit of fishy design. The leader provides all materials.



41. Mini Mask

Leader: Lollie Yancey


Cost: \$40

Level: All

Min/Max: 1/10

Time: SUN

Description: Participants will design and execute a mask suitable for wall display. Designs will be either in traditional or contemporary style. Half of a gourd, art supplies and hardware are provided. You may bring small embellishments, if desired, to enhance your mask design.



For updates and additional information, visit
Ohio Gourd Society website at www.ohiogourdsociety.com