

2022 OHIO GOURD SHOW




Presented by:

THE OHIO GOURD SOCIETY, INC.
at the
Delaware County Fairground
Delaware, Ohio

Friday, October 7, 2022 – Noon to 5 p.m.
Saturday, October 8, 2022 – 9 a.m. to 5 p.m.
Sunday, October 9, 2022 – 10 a.m. to 4 p.m.

Show Theme

"ART is in the Hand of the Gourd-Holder"



59th Annual Ohio Gourd Show

2022 Showbook at a Glance

	<u>Page</u>
General Information.	2
Show Committee.	2
Schedule of Events	3
Dinner Registration Form	4
Vendor Regulations	5
Vendor Application	6
OGS Competition Rules.	7
Gourd Judging Rules	8
Special Awards	8
Show Competitive Classes	9
Select Terms and Definitions	17
Gourd Show Entry Form	18
Workshops	19
Workshop Leaders	20
Workshop Listings	21
Workshop Registration Form	29

**For updates and additional information, visit
Ohio Gourd Society website at www.ohiogourdsociety.com**

General Information

Welcome to the Ohio Gourd Show, presented annually at the Delaware County Fairground, located at 236 Pennsylvania Avenue, Delaware, Ohio.

The Show is open to the public with an admission fee of \$5.00 per person (\$7.00 for the weekend). The admission fee is waived for vendors, exhibitors, volunteers, workshop leaders/participants. Parking is free, and children twelve and under are admitted without charge.

Gourds, gourd art, art and craft supplies, and special programs are featured at the Show. Demonstrations, workshops and presentations throughout the weekend will highlight the world of gourds and gourd art.

The Show Theme is “Art is in the Hand of the Gourd Holder.” Art is everywhere! No matter where you look, there is evidence or reminders of artistic wonders. And gourds are no exception! Did you ever wonder what your favorite artist would do with a gourd - or several? Would Degas make a sculpture? Would Pollock cover a gourd in artistically aimed paint splatters? Imagine what Picasso or Dali would do! Now is your chance! Roll up your sleeves, channel your favorite artist, grab a gourd and create a wonderful piece of art yourself!

Show Committee

President – Nelson Litzenberg, 740-501-7918
Publicity – Suzanne Rothhaar, 419-562-0170
Workshops - Nelson Litzenberg, 740-501-7918
Entries - John Martin, 937-446-2174
Judging – Karen and John Martin, 937-446-2174
Vendors - Gordon Smith, 937-447-2845
Dinner – Judy Litzenberg, 740-501-7918
Demonstrations - Celia Roberts, 937-692-6122
Souvenirs – Suzanne Rothhaar, 419-562-0170
Volunteers - Linda Rose, 740-965-8772

**For updates and additional information, visit
Ohio Gourd Society website at www.ohiogourdsociety.com**

Schedule of Events

Friday, October 7

- 9 a.m. – Noon Workshops (advanced registration form page 29; On-site registrations for workshops will be accepted as space permits)
- 9 a.m. – 5 p.m. Gourd entry tags available. Exhibitors may place entries.
- 12:00 p.m. Gourd Show open to the public. Workshops and Vendor sales. Special activities include “make it and take it” gourd crafts.
- 1 p.m. – 5 p.m. Workshops (advanced registration form page 29; On-site registrations for workshops will be accepted as space permits).
- 5 p.m. Show closes for the day.
- 5:15 p.m. OGS Membership Meeting (check OGS website and watch notices at the Show for the location).

Saturday, October 8

- 9 a.m. Gourd Show open to the public. Workshops and Vendor sales. Special activities include “make it and take it” gourd crafts, musical entertainment, and demonstrations.
- 9 – 11 a.m. Gourd entry tags for competition available. Exhibitors may begin place entries
- 9 – Noon Workshops (advanced registration form page 29; On-site registrations for workshops will be accepted as space permits).
- 11 a.m. Gourd entries close.
- 11:30 – 1 p.m. Judging of competitive entries. All, or portions of the exhibit hall may be closed for judging.
- 1 p.m. – 5 p.m. Workshops (advanced registration form page 29; On-site registrations for workshops will be accepted as space permits).
- 5 p.m. Show closes for the day.
- 6 p.m. Gourd Awards Dinner (advanced registration form page 4)

Sunday, October 9

- 9 a.m. Christian worship service. All are welcome.
- 10 a.m. Gourd Show open to the public. Vendor sales. Special exhibits include “make it and take it” gourd craft, demonstrations and information exchange. Special “Kids and Family Day” crafts, games and activities.
- 1 pm – 4 p.m. Open demonstration/information exchange. Please check back for updates and schedule.

Sunday, October 9, Kids and Family Day Activities

- 10:00 am - 4 p.m. Gourd crafts; games.

Dinner Registration Form

due by September 22, 2022

OGS Awards Dinner Saturday, October 8, 2022 at 6 p.m. – 8:30 p.m.

Number. of reservations _____

Name _____

Address: _____

City: _____ State: _____ Zip: _____

Phone: _____ email: _____

Mail reservation form: Ohio Gourd Society, Inc.
Attn: Judy Litzenberg
6863 Tucker Road
Centerburg, OH 43011

This year, our Awards Dinner will be at a local restaurant, conveniently located outside the gates of the fairgrounds. Also, you will order from the menu and pay your own bill!

The Warehouse Italian Dinners Restaurant

[1003 U.S. Highway 23 North](#)

[Delaware, Ohio](#)

There is plenty of seating, but will be a first come, first serve basis, so please send in a reservation form!

Vendor Regulations

NOTE: The Show Chairperson, with the consent of two other OGS Officers, may waive one or more of the Vendor regulations when it is in the best interest of OGS and visitors to the Ohio Gourd Show. Vendors not meeting exhibit requirements may be requested to contribute an additional 5% donation (total 15%) of total sales as determined by the Show Committee.

1. Requests for vendor space (outdoors or indoors) may be addressed to Gordon Smith, Assistant Treasurer, 8420 New Harrison-Bradford Rd., Bradford, OH 45308 (937-447-2845). **Applications are due by August 15.** Table rental is \$10 per table to be paid with the application.
2. In general, only exhibitors are permitted to sell items at the Show. Only one indoor sales location is allowed per qualified vendor. In order to sell at the Ohio Gourd Show, you must secure an Ohio Sales Permit (vendor's license) and properly exhibit eight (8) entries.
3. All vendors are required to contribute 10% of gross sales (minimum donation of \$25 and maximum donation capped at \$400) to the OHIO GOURD SOCIETY, INC. This donation helps offset show expenses. Please remit donations to the Treasurer at the close of the show, or send donations to Ohio Gourd Society, Inc., Attn: Judy Litzenberg, 6863 Tucker Road, Centerburg, OH 43011. Vendors not meeting exhibit requirements will be requested to contribute an additional 5% donation (total 15%) of total sales as determined by the Show Committee.
4. Vendors must be available for sales throughout the Show hours. Early departure is prohibited and may impact invitation to the 2022 Show.
5. Each qualifying vendor shall receive an assignment of sales space, and all sales are to be conducted within that space.
6. Vendors may sell gourds, gourd craft, gourd tools, gourd-related books and gourd accessory materials/embellishments. Dried flowers, Indian corn, and natural decorative items, suitable for embellishing gourds, may also be sold. No squash, pumpkins (except jack-be-little or miniature), or potted plants, except those in gourd containers, are allowed.
7. Vendors of fresh and dried gourds must be the growers.

VENDOR APPLICATION

OHIO GOURD SHOW
DELAWARE COUNTY FAIRGROUND
236 PENNSYLVANIA AVE.
DELAWARE, OH 4315

Applications are due by August 15, 2022

Friday, Oct. 7, Saturday, Oct.8 & Sunday, Oct. 9, 2022

Name_____

Address_____

Email Address_____

Telephone (landline)_____

(cell)_____

Inside spaces 10 X 10. Number needed _____
(Inside spaces are limited)

Outside spaces 20 X 40. Number needed _____

Number of tables needed @ \$10 each _____
Table payment is due with return of this application.

Number of chairs needed _____ No charge

Return application to: Gordon F. Smith
8420 new Harrison-Bradford Rd.
Bradford, OH 45308-9505

or Email to: scoutfarmer@embarqmail.com

Phone: 937-447-2845

OGS Competition Rules

1. **Gourds must predominate in all classes (see Special Competition on page 17 for the exception).**
2. **All Exhibits and Entries must be in place, with proper entry tags attached, by 11:05 a.m., Saturday, October 8, 2022.** An entry number and class number must be visible on each entry tag.
3. Exhibitors may pick up printed entry tags at the Show on Friday (9 a.m. – 5 p.m.) and Saturday morning (9 a.m. – 11 a.m.).
4. **Entry Registration is due by September 22, 2022.** “On-site” entries will be accepted depending on space available. These on-site entries may be arranged at the Show on Friday (9 a.m. – 5 p.m.) and Saturday morning (9 a.m. – 11 a.m.).
5. **Entries must remain in place until 4 p.m., Sunday, October 9, 2022.** An entrant’s name (including contact information) may be made visible on the entry tag or on a separate card after judging has been completed.
6. **Entries/special exhibits are open to all and there is no entry fee.**
7. Entry forms for classes or special exhibits must be postmarked by Sept. 22, 2022, so that proper staging can be arranged. Please anticipate all entries since there may not be room for late entries. There is no penalty for failing to enter a class for which an entry tag has been requested. Circle all class numbers to be entered and mail the entry form to: Ohio Gourd Show Entry, c/o John F. Martin, 438 Sardinia Mowrystown Road, Sardinia, OH 45171. Email entries (transmitted by Sept. 22) are acceptable and may be sent to martin.jf.kl@frontier.com. Each entrant receives a unique number.
8. Only one entry per exhibitor is allowed in each class.
9. Any art/craft item (Divisions III, IV, V or VI) entered in competition in 2019-21, may not be entered in 2022. These items may be used in non-competitive, special exhibits or the “gallery” class (#139). Do not enter craft made by someone else. Judges have the authority to exclude any entry known to be in violation of this rule.
10. Entries will be judged on Saturday, October 8, 2022, starting at 11:30 a.m. Exhibitors are not to influence or interfere with judges while judging is in progress. It may be necessary to close all or portions of the display area during judging.
11. All classes will be judged from 1st through 4th place. Ribbons will be awarded in each class. Recognition will also be given for the best entry in each Division and for special awards including the Jim Story Award, Judges’ Choice Award and the People’s Choice Award. Entries in two or more names are not eligible for Show Points
12. The Ohio Gourd Society, Inc., and Delaware County Fair Board shall not be responsible for any accidents, losses or breakage of entries, containers, exhibits or displays.
13. Classes 1 through 43 in Div. I, Classes J1 through J5 in Div. V, and Classes Y1 through Y6 in Div. VI must be from the 2022 crop.
14. The Ohio Gourd Society believes that the natural qualities of gourds should be emphasized. Plastic or artificial materials are discouraged, except for the silk flower arrangement and/or functional use of a craft (i.e. items such as fantasy animals and fishing lures which may benefit from use of plastic embellishments).
15. No squash or pumpkins, including sweet dumplings and/or miniature pumpkins, are to be used in entries or displays.
16. Mature gourds that have started to dry (cure) may be exhibited. Gourds that are spoiling or diseased should not be exhibited and may be removed from the display area by the Show Committee.
17. As stated in the AGS Judging Handbook, stems are not required in the Growers Divisions except where specifically mandated by the show rules. Stems are considered by AGS to be part of the plant, but not part of the fruit. The Ohio Gourd Show Committee suggests, however, that fresh and dried gourds (Divisions I and II) have stems attached where possible. This adds to the overall completeness and visual appeal of the gourd. Stems on gourd craft items (Division III) and all Preschool, Junior and Youth entries, are optional.
18. Live evergreens are not permitted because of fire safety concerns. Artificial trees are permissible where used as part of a display.

19. Materials from protected species (feathers, parts, etc.), animal or plant, are prohibited.
20. Accessory material is allowed except where specifically prohibited.
21. SPECIAL EXHIBITS are encouraged. Exhibits are non-competitive, and may feature the work of an artist, historically relevant displays, international work, etc. Table space (approximately 30 inches wide) will be furnished, but exhibitors must supply staging materials. For space, please contact Karen or John Martin (937-446-2174).

Gourd Show Judging

The Ohio Gourd Show conducts judging of competitive entries in accordance with the American Gourd Society Judging Handbook adopted February 2008. The Handbook is available on-line at www.americangourdsociety.org. The 2022 Ohio Gourd Show judges will utilize Option C (verbal consensus) in considering the various competitive classes. The Show Committee will arrange for the evaluation of “Special Competition” and “Special Awards” as separate judging activities.

Rule 7.6 of the AGS Judging Handbook indicates that in cases where only one entry is made in a class, that entry will generally be awarded “First Place.” The Ohio Gourd Show will follow that guideline, and a first place award will be given unless the entry does not meet the requirements of the class. Where four or more qualified entries are present, all ribbons will be awarded. Duplicate ribbons will only be given if a class is reevaluated according to AGS Rule 4.4.

PLEASE READ YOUR RULES CAREFULLY

When the Show Committee determines it to be in the best interest of the Ohio Gourd Society and visitors to the Ohio Gourd Show, the Show Chairperson, with the consent of two other OGS Officers, may waive one or more of the rules for exhibitors and vendors.

Special Awards

American Gourd Society's Jim Story Award - Jim Story from Pendleton, Indiana was a gourd gardener, a gourd manipulator, a gourd artist, an experimenter, a teacher, and an AGS supporter. He inspired many of us to try new and different techniques, a number of which he pioneered. He is a legend in the Gourd World. In his honor, AGS recognizes excellence and innovation in dry, hand-trained gourds. The winner of Class 59 is eligible to participate in the national Jim Story Award competition.

Best of Division - In each competitive Division, the First Place entries of each class will be evaluated to determine the Best of Division Award.

Judges' Choice Award - The Judges' Choice Award allows all participating Judges to vote for their favorite gourd entry! It is a measure of the quality of gourds and gourd art, without regard for classes and requirements, through the eyes of trained evaluators. The votes will be gathered on Saturday afternoon, after the official judging. The entry with the most votes wins! An award will be given at the Saturday night award ceremony.

People's Choice Award - During the show on Friday and Saturday, visitors to, and participants in the Ohio Gourd Show will be able to cast a vote for their favorite gourd entry! This is a real measure of the popularity of an entry, and it is a highly coveted honor. The entry with the most votes will be awarded a ribbon at the Saturday night award ceremony.

2022 OGS Competitive Classes

DIVISION I

CURRENT SEASON GOURDS

- ✓ **NOTE:** Limited clear wax or oil is permitted in all classes.
- ✓ **NOTE:** Gourds must be clean and free of “soft spots”. Some evidence of natural drying may be evident.
- ✓ **NOTE:** Unless described as assorted, displays of three or six gourds should contain gourds that are identical or nearly identical.
- ✓ **NOTE:** This is a “Growers Division” as defined in the AGS Judging Handbook. Gourds must be mature and clean. Stems are not included in size measurements. Stems are required in Classes 6, 7, 15, 16, 41 and 42 (AGS Handbook 6.8.5.4.1). In all other Division I classes, stems are encouraged, but not mandatory (see Rule 16, page 19).

CLASS

- 1 Heaviest gourd by weight.
- 2 Gourd with largest circumference.
- 3 Longest STRAIGHT gourd (not a Dipper gourd), not to exceed 4” gradual curve.
- 4 Longest CROOKED gourd (including Dipper gourds), must exceed 4” total curve.
- 5 Longest STRAIGHT Dipper gourd, not to exceed 4” gradual curve.
- 6 Three small, assorted Hardshells, under 12” diameter **and** length.
- 7 Three large, assorted Hardshells, over 12” in diameter **or** length.
- 8 Three short-handled Dippers, 15” and under in length.
- 9 Three long-handled Dippers, over 15” in length.
- 10 Three Cheese gourds.
- 11 Three Canteen gourds (not Copper Canyon Canteens).
- 12 Three small Bottle gourds, 5” or less in height.
- 13 Three Bottle gourds (Birdhouse gourds, Indonesian bottles, Mexican bottles, Chinese bottles, etc.) over 5” in height. The three gourds should be of the same variety.
- 14 Any “Arbor-grown” Hardshell (no Dipper gourds).
- 15 Most unusual Hardshell (oddity or freak of natural growth).
- 16 One, or more if inseparable, manipulated (hand-trained) gourd(s).
- 17 Most unusual Ornamental (oddity or freak of natural growth).
- 18 Three Ball Luffas (*L. operculata*).
- 19 Three Luffas (e.g. ridged - *L. acutangula*, or dishrag - *L. aegyptiaca*).
- 20 Three Cannonball or Basketball gourds.
- 21 Three Copper Canyon Canteen gourds.
- 22 Three Tennessee Spinning gourds (aka Tennessee Spinners).
- 23 Three Warty gourds (Hardshell Warty, African Warty, Warty Mayo Bule, etc.) - not ornamental gourds.
- 24 Three Hardshell Banana gourds.
- 25 Three Hardshell Apple gourds.
- 26 Three, true variety Hardshells not previously listed.
- 27 Smallest, mature Ornamental gourd.
- 28 Smallest, mature Hardshell gourd.
- 29 Three, assorted Spoon gourds, under 6” in length.
- 30 Three, assorted Spoon gourds, over 6” in length.
- 31 Three Spoon gourds.
- 32 Three Crown of Thorns gourds (any color, but all three must be the same color).
- 33 Three, assorted Crown of Thorns gourds (assorted colors, sizes, markings, etc.).
- 34 Three, assorted Autumn Wing gourds.

CLASS

- 35 Six, assorted, small Ornamental Warties (under 3 ½" in diameter and 6" in length).
- 36 Six, assorted, large Ornamental Warties (over 3 ½" in diameter and/or over 6" in length).
- 37 Six, assorted, small Ornamentals (under 3 ½" in diameter and under 6" in length - no warties).
- 38 Six, assorted, large Ornamentals (over 3 ½" in diameter, and/or over 6" in length - no warties).
- 39 Six, true variety Ornamentals - any size.
- 40 Centerpiece (with fresh gourds predominating) in a tray, basket, bowl, plate, dried gourd, etc. Only natural accessory materials are permitted.
- 41 Most outstanding Hardshell (specimen gourd). Exhibitors are encouraged to display a note with the specimen naming the variety.
- 42 Most outstanding Ornamental (specimen gourd - no Luffas). Exhibitors are encouraged to display a note with the specimen naming the variety.
- 43 Two Snake gourds or Long gourds.

DIVISION II **DRY GOURDS**

- ✓ **NOTE: Clear finish (wax, varnish, oil, shellac or sealer) is allowed.**
- ✓ **NOTE: No color (paint, stain, ink, etc.) or embellishments are allowed.**
- ✓ **NOTE: Unless described as assorted, displays of three or six gourds should contain gourds that are identical or nearly identical.**
- ✓ **NOTE: This is a "Growers Division" as defined in the AGS Judging Handbook. Gourds must be dry, mature and cleaned. Stems are not included in size measurements. Stems are required in Classes 44, 47 and 48 (AGS Handbook 6.8.5.4.1). In all other Division II classes, stems are encouraged, but not mandatory (see Rule 16, page 19).**

CLASS

- 44 Most outstanding, cleaned Hardshell (specimen gourd). Exhibitors are encouraged to display a note naming the specimen's variety.
- 45 Longest STRAIGHT dipper gourd, not to exceed 4" gradual curve.
- 46 Longest CROOKED gourd (any variety), must exceed 4" total curve.
- 47 Three, small, assorted Hardshells (under 12" diameter **and** length).
- 48 Three, large, assorted Hardshells (over 12" diameter **or** length).
- 49 Three Hardshell Apple gourds.
- 50 Three Cannonball or Basketball gourds.
- 51 Three Dipper gourds (any size).
- 52 Six, assorted Ornamentals (any size).
- 53 Three Ball Luffas (as in Class 18) with outer skin removed.
- 54 Three Luffas (as in Class 19) with outer skin removed.
- 55 Smallest Hardshell gourd.
- 56 Smallest Ornamental gourd.
- 57 Most unusual, natural gourd (oddity or freak of natural growth - not hand-trained).
- 58 One, or more if inseparable, manipulated (hand-trained) gourd(s).
- 59 Jim Story Award. The Jim Story Award entry must be dried, manipulated gourds (single or multiple) that have been cleaned, with no added finish. The AGS criteria and judging process for the Jim Story award will be utilized for this selection. The winner of this class will be eligible to compete in the Jim Story Award at the national level. See the AGS website for details, requirements and competition updates (www.americangourdsociety.org/jim-story-award.html).

DIVISION III
GOURD CRAFT

- ✓ **NOTE: Stems are optional.**
- ✓ **NOTE: Gourds must predominate and be of good quality.**
- ✓ **NOTE: No feathers/parts from protected species are allowed.**
- ✓ **NOTE: Musical instruments must be functional.**
- ✓ **NOTE: Accessory materials/embellishments, including bases for gourds, are allowed where not specifically prohibited.**
- ✓ **NOTE: If opened, gourd(s) must be cleaned on the inside.**
- ✓ **NOTE: Undecorated gourds may have a clear finish (wax, varnish, etc.).**

CLASS

Traditional Items

- 60 Short-handled Dipper gourd (15" and under in length) similar to those used in early times. The gourd must be opened and clean inside. Corks or plugs in the handle are optional, but no color or embellishment is allowed.
- 61 Long-handled Dipper gourd (over 15" in length) similar to those used in early times. The gourd must be opened and clean inside. Corks or plugs in the handle are optional, but no color or embellishment is allowed.
- 62 Decorated Dipper gourd (any length). The gourd must be opened and clean inside. Corks or plugs in the handle are optional. The interior/exterior may be decorated or finished by any technique(s).
- 63 Undecorated gourd bowl containing whole, dry gourds. No color, accessory material or other embellishment is permitted on the bowl or the gourds. A clear finish or sealer is allowed.
- 64 Non-holiday centerpiece of whole, dry gourds. Only natural accessory materials are permitted. The centerpiece may be contained in a dish, basket, bowl, gourd bowl, etc., and the gourds may be decorated.
- 65 Gourd pitcher, vase or bottle. Gourd pieces (such as a handle) may be attached.

CLASS

Holiday Items

- 66 One Christmas ornament (must hang).
- 67 Christmas item or display (no ornaments as in Class 66).
- 68 Santa gourd(s).
- 69 Halloween item or display
- 70 Easter item or display.
- 71 Holiday item or display (other than Christmas, Halloween or Easter). Exhibitors are encouraged to display a note naming the holiday.

CLASS

Basic and Advanced Techniques

- 72 Whole gourd – Carving (power carving, chip carving, gouging, line work, etc.) must predominate.
- 73 Whole gourd – woodburning must predominate.
- 74 Whole gourd – painting must predominate.
- 75 Whole gourd - any technique not named in classes 72-74 above, or combination of techniques including those above.
- 76 Cut gourd (lid optional) – carving/cutting (any technique) must predominate.
- 77 Cut gourd (lid optional) - woodburning must predominate.
- 78 Cut gourd (lid optional) – painting must predominate.
- 79 Cut gourd (lid optional) - any technique not named in classes 76-78 above, or combination of techniques including those above.
- 80 Cut gourd with decorated rim (pine needles, weaving, coiling, beading, etc.) – lid optional. The gourd itself may be decorated or undecorated, but the rim work must predominate.

✓ **NOTE: For Classes 81-82, basketry/weaving/lacing techniques, including pine needle work, weaving, coiling, tenerife, plaiting, etc., must predominate. It may be on the rim, through or around the gourd.**

CLASS

- 81 Gourd basket with handle. A lid is optional.
- 82 Gourd basket /bowl/container without a handle. A lid is optional.
- 83 Gourd container (bowl, box, basket, jar, etc.) with a lid. Any decorative technique(s) may be used, including those in classes 81 and 82.
- 84 Beaded gourd. Any beading technique in or on the gourd.
- 85 Gourd decorated by pen and ink technique. Color may be added with ink, watercolor, stain etc.
- 86 Wax Art. Decorate a gourd(s) with melted wax material (e.g. crayons). Entries may include whole gourds, cut gourds, jewelry, etc.

CLASS

Musical Instruments

- 87 Stringed musical instrument (chordophone).
- 88 Drum (membranophone), including water drums and ocean drums (no thunder drums).
- 89 Thunder drum only.
- 90 Rattle (idiophone), e.g. shaker, maraca, uli'uli, rain stick, guiro.
- 91 Thumb Piano only, (e.g. mbira, kalimba).
- 92 Shekere only.
- 93 Wind instrument (aerophone) e.g. whistle, flute, trumpet, ocarina.

CLASS

Figures – Animals, Birds, Dolls, Characters, etc.

- 94 Gourd doll, character or figure.
- 95 Realistic gourd bird(s), using one or more gourds or gourd parts. Penguins are not permitted.
- 96 Gourd penguin(s).
- 97 Realistic gourd animal(s) (mammal, reptile, fish, etc.), using one or more gourds or gourd parts. Birds are not permitted.
- 98 Fantasy gourd animal(s), dragon(s) or monster(s) using one or more gourds or gourd parts.
- 99 Gourd Insect.

CLASS

Wearable Creations

- 100 Jewelry set. A set consists of two or more pieces. A pair of earrings is considered one piece for this class.
- 101 Jewelry - single piece. A pair of earrings is considered one piece in this class.
- 102 Artistic, wearable, gourd name badge. The name badge must include first name and state. Additional information is optional, as are the size of the gourd(s) and the decorative technique(s). The name badge must be wearable (pin, neck strap, etc.).
- 103 Decorated gourd hat (any technique(s)). Gourds and/or gourd pieces may be attached.
- 104 Undecorated gourd hat in natural color (no stain, paint, ink, or other color). A clear finish is allowed and multiple gourds (cut or uncut) may be used.
- 105 Mask (must be a functional face mask [may be hand-held style]).

CLASS

Themed Gourds

- 106 Native American theme decorated gourd(s) - no bowls/baskets.
- 107 Native American theme decorated gourd – bowls/baskets only.
- 108 Other ethnic theme – single of multiple gourds. (Please attach a note to name the theme being displayed.)
- 109 **"Show Theme."** A single item made from a gourd(s) and/or gourd pieces utilizing any technique.
- 110 **"Show Theme"** Display of multiple items made from gourds and/or gourd pieces.

CLASS**The Fun Stuff**

- 111 One toy (may be a set) or game made from gourd(s).
- 112 Novel article(s) made from gourd(s) (no dippers as in classes 60-62).
- 113 Useful article(s) made from gourd(s) (no dippers as in classes 60-62).
- 114 Workshop participants from Friday, may enter any class project. Entries in this class only may be removed early.
- 115 Miniature creations. Any gourd art less than 4" in any dimension.
- 116 "I did it my way". Any gourd craft. Natural and manufactured accessories, including plastic products, are allowed.

CLASS**Lamps and Luminaries**

- 117 Useable, electric, gourd lamp. Accessory materials are permitted and a gourd shade is optional. If needed, a base may be used.
- 118 Gourd luminary or night light. Accessory materials are permitted. If candles or oil are used, the luminary is not to be lighted while on display at the Show. Electric devices should use low wattage bulbs (4 watt or comparable). There is no restriction on battery-powered luminaries.
- 119 Gourd oil lamp (not to be lighted during the show).

Floral Designs

✓ **NOTE: Gourd containers in Classes 120 – 126 may be natural or decorated.**

CLASS

- 120 Small, dried floral design in a gourd container (8" or less total height).
- 121 Dried floral design in a gourd container (must exceed 8" total height).
- 122 Floral design using all fresh materials in a gourd container.
- 123 Floral design incorporating fresh or dried gourds. The arrangement may be in a gourd or any other container.
- 124 "I did it my way" floral design. Gourds must predominate.
- 125 "**Show Theme**" floral design. Portray the Gourd Show theme with a floral design in a gourd container.
- 126 Silk floral design in a gourd container.
- 127 Undecorated gourd container with a live plant or plants. All plants must be planted directly into the gourd container. No hidden pots are allowed. A clear finish and/or single-color stain/dye are allowed but no accessories are permitted other than a base.
- 128 Decorated gourd container with a live plant or plants. All plants must be planted directly into the gourd container. Accessories and a base are allowed.
- 129 Undecorated, hanging gourd container with a live plant or plants. A clear finish and/or single-color stain/dye are allowed but no accessories other than hanger material. All plants must be planted directly into the gourd container.

CLASS**Decorations to Hang**

- 130 Gourd wreath.
- 131 Wall hanging, swag, door crown, etc.
- 132 Wall pocket.

For the Birds

✓ **NOTE: The National Wildlife Federation notes that ventilation and drainage holes are desirable.**

CLASS

- 133 Birdhouse for House Wrens with an entrance opening of approximately 1". There should be no perch.
- 134 Birdhouse for Purple Martins. The gourd should be painted white and have drain holes and vent holes. Entrance holes (2 choices): Round – approximately 1¾" to 2¼", but 2 1/8 " is preferred; Half-moon or Starling-resistant crescent - 1 3/16 " tall by 2 ¾" to 3" wide. A porch (a long, wide, flat perch) or a tail prop board is optional.
- 135 Birdhouse (except House Wren or Purple Martin). Exhibitors are encouraged to display a note naming the bird(s) being attracted and stating the opening size.
- 136 Decorated birdhouse. Gourd must have an entrance hole (size is optional) and be cleaned inside. Painting must predominate.
- 137 Decorated birdhouse. Gourd must have an entrance hole (size is optional) and be cleaned inside. Any technique(s) other than painting must predominate.
- 138 Bird feeder (functional).

Gallery Display

✓ **NOTE: Judging for Gallery Class 139 will include the following considerations in equal weight: craftsmanship and design of individual gourds, arrangement/staging, and suitability of accessories.**

CLASS

- 139 Gallery display – 3, 4 or 5 decorated gourds arranged artistically. Accessory material is permitted, including risers. The display must fit within a 2x4-foot space (2 feet deep and four feet long, tables may only be 30 inches wide). A display cloth or table cover is suggested. The gourds may have been displayed in other classes (not the gallery class) at previous Ohio Shows. The gallery display should highlight an artist's work and may depict a common theme, spotlight a technique, or characterize the artist's style.

**For updates and additional information, visit
Ohio Gourd Society website at www.ohiogourdsociety.com**

DIVISION IV
PRESCHOOL - THRU AGE 4 AS OF 10/1/2022

✓ **NOTE:** This division is non-competitive. **NOTE:** Participation ribbons awarded for each exhibit.

CLASS

- P1 Any gourd craft design or display with single or multiple techniques.

DIVISION V
JUNIOR 5 - 11 YEARS OF AGE AS OF 10/1/2022

CURRENT SEASON GOURDS

✓ **NOTE:** Classes J2-J3 to be judged on size/weight only.

✓ **NOTE:** This is a "Growers Division" under the AGS Handbook. Gourds may be part of the family garden.

CLASS

- J1 Two assorted Hardshell gourds (different sizes and/or shapes).
J2 Longest gourd.
J3 Heaviest gourd.
J4 Three assorted Spoon gourds.
J5 Six assorted Ornamental gourds (warties and/or smooth).

CLASS

GOURD CRAFT

- J6 Novel and/or useful article(s) made from gourd(s). No dippers.
J7 One realistic or fantasy animal (mammal, bird, reptile, etc.).
J8 One insect.
J9 Gourd dipper. A clear finish is optional, but the dipper must be cut open and cleaned.
J10 Gourd birdhouse, undecorated (stain and/or varnish allowed), with drain holes (perch is optional).
The inside should be cleaned and the house must be functional.
J11 Decorated birdhouse. Perch and drain holes are optional. The inside should be cleaned and the house must be functional.
J12 Decorated gourd pitcher, vase, bowl, bottle or dipper. The gourd must be cut open and cleaned on the inside.
J13 Gourd toy, doll or character.
J14 Gourd musical instrument. Any type of functional instrument.
J15 Floral design (fresh or dried) incorporating gourds. The arrangement may be in a gourd or any other container.

J16 **"Show Theme."** An item or items made from gourds.
J17 I did it my way. Any other gourd craft not specifically listed.

DIVISION VI
YOUTH 12-18 YEARS OF AGE AS OF 10/1/2022

CURRENT SEASON GOURDS

✓ **NOTE:** Classes Y2-Y3 to be judged on size/weight only.

✓ **NOTE:** This is a "Growers Division" under the AGS Handbook. Gourds may be part of the family garden.

CLASS

- Y1 Three assorted Hardshell gourds (different size/shape).
- Y2 Longest gourd.
- Y3 Heaviest gourd.
- Y4 Three assorted Spoon gourds.
- Y5 Six assorted Ornamental gourds (warties and/or smooth).
- Y6 Arrangement, with fresh gourds predominating, suitable for a centerpiece (fresh natural accessory material only). Arrangement may be in a bowl, basket, tray, etc.

CLASS

GOURD CRAFT

- Y7 One realistic or fantasy animal (mammal, bird, reptile, etc.).
- Y8 Gourd insect.
- Y9 Gourd dipper. A clear finish is optional, but the dipper must be cut open and cleaned.
- Y10 Holiday arrangement or decoration.
- Y11 Decorated pitcher, vase, bottle, bowl or dipper (open and clean).
- Y12 Gourd birdhouse, undecorated (stain and/or varnish allowed), with drain holes (perch is optional).
The inside should be cleaned and the house must be functional.
- Y13 Decorated birdhouse. Perch and drain holes are optional. The inside should be cleaned and the house must be functional.
- Y14 Gourd toy, doll or character.
- Y15 Centerpiece arrangement of dry gourds in a bowl, basket or tray (dry natural accessory material only).
- Y16 Gourd musical instrument. Any type of functional instrument.
- Y17 Floral design (fresh or dried) incorporating gourds. Container material is optional.
- Y18 **"Show Theme."** An item or items made from gourds.
- Y19 I did it my way. Any other gourd craft not specifically listed.

**For updates and additional information, visit
Ohio Gourd Society website at www.ohiogourdsociety.com**

SPECIAL COMPETITION - MIXED MEDIA

☞ **Note:** Entries are judged with respect to artistic quality, workmanship, originality, and depiction of gourds.

☞ **Note:** Actual gourds are not part of this special competition.

CLASS

- SC1 Non-wearable Mixed Media. Depict gourds in any non-wearable medium such as photography, painting, quilting, paper art, beading, etc.
- SC2 Wearable Mixed Media. Depict gourds in a wearable medium.

Selected Terms and Definitions

Accessories or accessory material: This is any material, gourd or otherwise, that is added to the gourd(s) to complete a display. Accessory material is permitted unless specifically prohibited.

Assorted: Any class calling for “assorted” gourds should contain gourds of differing shape, color and size, within the limitations stated for the class.

Base: Often gourds require assistance in order to sit firmly at the proper angle. A “base” is that support material – wood, rubber, metal, gourd, etc. that holds a gourd at the proper attitude. It may or may not be attached to the gourd.

Clear finish: Any finish, such as colorless varnish, shellac, wax, or oil, which enhances the overall appearance of the gourd or gourd craft but adds no color (except the slight darkening that may accompany the clear finish) is considered clear.

Color: This is any medium that adds to, or changes the color of a gourd (except slight darkening that may accompany a clear finish). Examples of color that may be applied to a gourd include, but are not limited to, paint (acrylic, oil, watercolor, etc.), stain, ink, dye, colored pencil and shoe polish.

Cut Gourd: A cut gourd is one in which the shell has been penetrated by cutting, carving, drilling, burning, etc. Bowls, baskets, vases, bottles, etc. are examples.

Gourd Basket: A gourd with the top cut off and a handle attached, or a gourd cut so that the top serves as the handle. Lids are generally optional.

Gourd Bowl: Usually a round gourd that is wider than it is tall. The general appearance is a container that is intended to sit still.

Hardshell: These are “white blossom” gourds of the genus *Lagenaria*. They include, but are not limited to the bottles, dippers, canteens, cannonballs, bushels, kettles, bananas, etc.

Ornamental: These are “yellow blossom” gourds which are generally very colorful. They represent the genus *Cucurbita*. They include, but are not limited to the spoon, egg, orange, crown of thorns, spinning gourd, etc.

Other: When used in the Show Schedule to define a class, the word “other” indicates a class or technique which has not been previously specified.

Paint: Color may be added to a gourd by paint, stain, ink, etc. In general paint refers specifically to acrylic, oil and water color paints, including water and solvent-based markers. Paint does not include stain, dye, or ink.

Special Exhibit: These are non-competitive displays of gourds or gourd-related items that have educational or artistic interest.

Special Competition: Those competitive classes not covered by the AGS Handbook, and not part of the Official Show, are noted as Special Competition.

Whole Gourd: This is a gourd which does not have holes or openings cut, burned or drilled completely through the shell. It may be called an “uncut gourd.” Carving may be accomplished on a whole gourd as long as it does not completely penetrate the shell.

Entry Form

Please Circle the Appropriate Entry or Entries

Divisions I, II and III

1	2	3	4	5	6	7	8	9	10
11	12	13	14	15	16	17	18	19	20
21	22	23	24	25	26	27	28	29	30
31	32	33	34	35	36	37	38	39	40
41	42	43	44	45	46	47	48	49	50
51	52	53	54	55	56	57	58	59	60
61	62	63	64	65	66	67	68	69	70
71	72	73	74	75	76	77	78	79	80
81	82	83	84	85	86	87	88	89	90
91	92	93	94	95	96	97	98	99	100
101	102	103	104	105	106	107	108	109	110
111	112	113	114	115	116	117	118	119	120
123	122	123	124	125	126	127	128	129	130
131	132	133	134	135	136	137	138	139	

Special Classes (open to all ages) SC1 SC2

Division IV - Preschool (4 and under, non-competitive) P1

Division V (Junior, 5-11) J1 J2 J3 J4 J5 J6 J7 J8 J9 J10
 J11 J12 J13 J14 J15 J16 J17

Division VI (Youth, 12-18) Y1 Y2 Y3 Y4 Y5 Y6 Y7 Y8 Y9 Y10
 Y11 Y12 Y13 Y14 Y15 Y16 Y17 Y18 Y19

I am requesting Special Exhibit space (see p. 10) ____

EXHIBITOR: _____
 ADDRESS: _____
 CITY: _____
 STATE: _____ ZIP: _____ PHONE: _____
 EMAIL: _____

Mail by September 22, 2022 to: Ohio Gourd Show Entry,
 c/o John F. Martin
 438 Sardinia Mowrystown Road
 Sardinia, OH 45171

or email to: martin.jf.kl@frontier.com.

2022 Ohio Gourd Show Workshops

Skill Levels

Please note that workshop descriptions state the skill level required for each project. These are somewhat subjective, but are meant to guide workshop participants. The levels are:

B – This is a beginner level project, specifically designed for a person who is new to a technique or is not yet proficient in it.

I – Intermediate projects require that a participant be familiar with a particular technique and have basic skills in it. This workshop will benefit the artist who is interested in becoming more proficient.

A – Advanced projects require that a participant be familiar with a particular technique and be very comfortable with skills in it. This workshop will benefit the artist interested in fine-tuning proficiency.

All – All participants, regardless of training and experience, are welcome to join in the project. The leader is prepared to teach all of the skills required to complete the work.

Reservations

OGS will collect all workshop fees in advance of the Show. Please use the reservation form. Participants must be aware that a workshop may be canceled if the class is too small. **September 22, 2022 is the final date for advance registrations, changes or cancellations.** Class sizes will be determined on that date. Finally, OGS reminds you that you must attend the workshop for which you are registered. You may not switch workshops at the Show.

Walk-in participants are welcome for those workshops having space remaining. Reservations are recommended, however, so that workshop leaders can be aware of the size for each workshop.

**For updates and additional information, visit
Ohio Gourd Society website at www.ohiogourdsociety.com**

Workshop Leaders

James Anspach – Jim, and his wife Charlene, joined the PA Gourd Society about 5 years ago because Charlene wanted to learn more about working with gourds in various ways. Jim accompanied her to a class where they learned how to weave a basket from instructor, Suzi Nonn. Jim took an interest in this craft and has been making baskets ever since, and now enjoys sharing basket weaving with others.

Christie DeLamater – Christie found a book about gourds a few years ago, and knew that she had to try this new canvas. She notes that, “Now I am hooked on gourds and love the various techniques one can do with gourds.”

Vickie Echols - Vickie’s creative background started with crochet, needlepoint and pottery. She transitioned to gourds and pine needle weaving because she loved the coiling effect. Her passion for pine needle coiling started in 2002 after a trip to the LA Arboretum where she met weavers from the Misti Washington Gourd & Basket Guild. Vickie took a few classes and discovered an interesting art medium that would lead her into a new career. She has been traveling around the country as her full-time job since 2012 and is inspired by her students, who keep asking what you will be teaching next year. This motivates her to create new projects where she incorporates natural embellishments into her coiling such as sea shells, black walnut slices and lots of beads! Vickie has taught at private homes, basket guilds, gourd festivals and senior centers. She is also an American Gourd Society Judge.

Miriam Fankhauser - Miriam has taught Native American culture and literature for several years at the university level. She was taught to weave dream catchers by a Native American woman and given permission to do so. Participating in powwows, she has made dream catchers since the early 2000s. Miriam incorporates Native American music into the background of her workshops and will talk about Native American culture as questions or time allow.

Joni Hasselbach - Joni fell into the love of gourds when her husband Paul grew their first gourd. She is an administrator and owner (along with her husband) of a paint your own pottery studio in Fremont, Ohio called, "Pottery Perfection Done Your Way." There, she teaches gourd classes with folks of all ages. Joni says, “We love giving people experiences and memories.” They also opened a glass fusion studio called Son and Moon Groovy Glass. Joni and Paul both enjoy gourdng!

Vikkie Mustad - Vikkie has been an active member of the Ohio Gourd Society since 2006 and is current Editor of the Gourd Greetings Newsletter. She is a self-taught gourd farmer, artist and instructor. Vikkie loves learning and has traveled the world in search of unique gourd experiences.

Susan (Suzi) Nonn – Suzi, an artisan and author, loves gourds—their shapes, their mold patterns, even their defects. She has worked with gourds for more than twenty-five years and, through her classes and coaching, encourages others to try gourd crafting. Suzi teaches gourd workshops at gourd festivals across the United States. She is also the author of *Cut-out Gourd Techniques*, a book written to help gourd artists to improve their skills with the mini-saw. She also wrote *Gourd Lights, How to Make 9 Beautiful Lamp and Lantern Projects*. Suzi is currently writing *Alcohol Inks & Gourds*, and a tentative release date is Summer of 2023. When not teaching, she can be found in her studio/garage enhancing gourds.

Debbie Wilson – Debbie is a Retired Greenville County Art teacher, basket weaver and gourd artist for the last 20 years. She likes to experiment with different materials and teaches presently at several gourd and basket retreats. Debbie is an active member of The Upper SC Basket Makers Guild, Delores Von Rosen Basket Guild, SC Gourd Society, American Gourd Society, The Wild Hare Gallery, Holly Springs School of Mountain Arts and Henderson County Arts Council. Recently, Debbie was certified as a judge with the American Gourd Society. She has participated in several juried local shows, including the Anderson Arts Center, Art On Main and The South Carolina Professional Fine Arts Show. Debbie has taught at Furman University continuing education community classes and OLLI classes, NCBA, SC Weave- in Conventions, Weaving in the Sunshine State, and numerous gourd conventions.

Please join the OGS in thanking these artists for sharing their time and talents.

2022 Ohio Gourd Show Workshops

Friday All Day (9am - 5pm, with a one hour lunch break)

1. Triple Handle Basket with Seed Beads

Leader: Vickie Echols

Cost: \$70 **Level:** All

Min/Max: 5-12 **Time:** FALL

Description: You will learn to coil pine needles onto the rim of a gourd to create your unique basket. This basket is worked using a continuous pine needle coil. You will learn how to add seed beads to accent your basket and how to make floating coils that will be turned into handles. Participants should bring needle nose pliers, fine tipped wire cutters and sharp scissors. Materials provided for this workshop include a prepared gourd, glycerinated pine needles, Japanese seed beads, Irish waxed linen, a stitching needle and a tutorial (emailed). The gourd is about 6 inches wide and the handle is about 6-7 inches in height.



Friday Morning (9am - Noon)

2. Three-way Apple Gourd Dream Catcher

Leader: Miriam Fankhauser

Cost: \$25 **Level:** B

Min/Max: 1/6 **Time:** FAM

(Also available Saturday afternoon)

Description: Gourds will be mostly cleaned and opened with circles. Participants will finish cleaning the outside of the gourd, gut and clean the inside of the gourd, seal outside and paint inside, drill holes and weave three rings on the Apple gourd. While the size of the apple gourds may vary, they will be in the range of 8" tall. The leader provides all supplies, but participants should bring a hand drill with 1/16" and 1/4" or 3/8" bits.



3. Dyed and Etched Delight

Leader: Debbie Wilson

Cost: \$40 **Level:** All

Min/Max: 2/14 **Time:** FAM

Description: Get a two-toned effect with carving patterns, sanding and dye. This is a great way to add interest and create a two-toned look. We will carve repeating designs in different sizes, that create the effect of movement. The project is about 5-7 inches tall and about 4-6 inches wide. Participants should bring a rotary carver with small ball bit and a sanding drum, an apron and a mask. If you do not have a carver and would like to try this class, I have 5 extra carvers. Email me at artbasgo@gmail.com to reserve one.




4. Exploring Alcohol Ink Properties

Leader: Susan Nonn

Cost: \$40 **Level:** B

Min/Max: 2/12 **Time:** FAM

Description: Spend the morning experimenting with alcohol inks and embellishments (alloys, pearls, and metallics). The workshop is geared to exploring alcohol ink properties. By the end of the workshop participants will create one 9-10 inch gourd and two yupo cards. The leader will provide everything for this session, including gourds, yupo paper, blower, blending pen, inks, alloys, mixatives, blending solution, disposable gloves, tape, and handouts.



5. Stacked Cheese Gourds with Botanicals

Leader: Joni Hasselbach

Cost: \$60 **Level:** B

Min/Max: 3/10 **Time:** FAM

Description: Come and create this beautiful indoor/outdoor seasonal decor. In this fun, easy workshop you will learn to use dye, and decorate with botanicals. Participants will have their choice of several colors, and then will seal with a varnish. The stand is included. Participants may bring their own heat guns and drills. There will be three for the class to share.



6. Christmas Holly Luminary

Leader: Christie DeLamater

Cost: \$45 **Level:** All

Min/Max: 2/10 **Time:** FAM

Description: To start, we will learn to use a mop brush to blend Memories Ink on a gourd. A design will be added and then holes will be drilled around the design. Mop brushes will be available to use in the workshop. Participants should bring various small brushes, an apron, a drill and small brad point drill bits (e.g. the Micro Lux mini drill and the Proxxon Brad point drill bit set 1.5-4.0 mm). You will need 1.5 and 3.0 mm bits.



Friday Afternoon (1pm - 5pm)

7. Ancient Antiquity

Leader: Debbie Wilson

Cost: \$45 **Level:** All

Min/Max: 2/14 **Time:** FPM

Description: Carve designs in three patterns around a cannonball gourd and then add dyes and metallic patina waxes and sandpaper for an ancient vessel look. Size will be cannonball gourd size, with an opening cut in the top. Participants should bring a rotary carver with a small ball bit (please bring carvers with the correct collets and/or adaptable head), an apron and a mask. If you do not have a carver, please email me and reserve one, I have 5 extra carvers. Email me at artbasgo@gmail.com.



8. Weaving with Unusual Material

Leader: Susan Nonn

Cost: \$50 **Level:** B

Min/Max: 2/12 **Time:** FPM

Description: This workshop is about combining unusual color and material for weaving. The woven gourd will use smoked reed for the spokes and a combination of kudzu and Indonesian batik for the weavers. Kudzu is the vine that has invaded the East Coast, smothering everything in its path. Indonesian batik is soft cotton where the design is strong on both sides of the fabric. The weaving will be done on the outside of the gourd. The Leader will supply a gourd that has already been cleaned, and drilled.



9. Fall Centerpiece

Leader: Vikkie Mustad

Cost: \$30 **Level:** All

Min/Max: 1/12 **Time:** FPM

Description: Create an everlasting centerpiece. Cheese or Canteen gourds will be painted using acrylics and embellished using natural and artificial foliage, and a little bit of bling. Bringing a glue gun and/or apron are optional. A cheerful and positive outlook is mandatory.



10. Woven Bowl Basket


Leader: James Anspach

Cost: \$45 **Level:**

Min/Max: 3/6 **Time:** FPM

(Also available Saturday afternoon)

Description: This workshop starts with a pre-cut, 8-10" gourd that is painted, inked, spoked and ready to weave. You will learn to weave the basket and do a nice strong rim on it. All supplies will be provided. Participants should bring a craft apron along to stay dry while weaving, a towel and small wire cutters. Bowl and reed colors may vary depending on class size.



11. Pine Needle Rimmed Bowl Featuring Alcohol Inks

Leader: Joni Hasselbach

Cost: \$35 **Level:** B

Min/Max: 3/10 **Time:** FPM

Description: We will start by having fun dripping color on a pre-cut gourd, embellishing with acrylic paint on the inside, drilling holes and adding pine needles. A no stress, fun class! Each participant should bring a drill with a very small drill bit if you have one. There will be 2 available for sharing in the workshop. Bring gloves if you wish.



12. Alcohol Ink Gourd Bowl

Leader: Christie DeLamater

Cost: \$50 **Level:** All

Min/Max: 2/8 **Time:** FPM

Description: In this workshop, you will be learning to use alcohol inks and vinyl masks to create a beautifully designed gourd bowl. Alcohol inks and various vinyl designs (masks) will be available for your use. Participants should bring an apron and a heat gun.



Saturday All Day (9am - 5pm, with a one hour lunch break)

13. Wood Burned Ivy

Leader: Christie DeLamater

Cost: \$65 **Level:** A

Min/Max: 2/10 **Time:** SALL

Description: In this workshop, we will wood burn an ivy pattern onto a bowl. Following the wood burning, we will paint the bowl with inks, trim it with gold cloisonne powder and use gold wax to finish the ivy. Please bring a wood burner and be familiar with it. I do not recommend a solid point burner for this project. A small rounded skew would be good to have (such as the Optmia #OPT12). You will need a heat gun, and you might want silicon finger guards.



14. Floating Bead Ribbon Handle Basket

Leader: Vickie Echols

Cost: \$75 **Level:** All

Min/Max: 5-12 **Time:** SALL

Description: This handled basket is worked in one continuous coil. The pine needles are coiled around the gourd and we will learn a variety of stitches including how to work beads into our coiling. We will be making a floating bead ribbon handle and learning how to give it extra support. Participants should bring needle nose pliers, fine tipped wire cutters and sharp scissors. Materials provided for this workshop include a prepared gourd, glycerinated pine needles, 18 gauge wire, porcelain beads, Irish waxed linen, a stitching needle and a tutorial (emailed). The gourd is 6-7 inches wide and the handle is 8-10 inches in height.



Saturday Morning (9am - Noon)

15. Rimmed Serving Dish Basket

Leader: James Anspach

Cost: \$40 **Level:** All

Min/Max: 3/6 **Time:** SAM

Description: The serving dish is a pre-cut, 8-10" gourd that is painted, inked, and ready to weave. We'll provide a choice of napkins for your decoupage in the basket and then you will learn to spoke and weave the strong rim on the dish. All supplies will be provided. Bring your craft apron along to stay dry while weaving, a towel and small wire cutters.



16. Create with Vinyl Cutouts

Leader: Susan Nonn

Cost: \$40 **Level:** B

Min/Max: 2/12 **Time:** SAM

Description: The workshop project will be overlaying vinyls to give the illusion of depth (there will be a variety of vinyls available). During the workshop, we will explore the characteristics of alcohol inks and alcohol pearls, and the advantages of base coating the gourd with Artisan dyes. Participants are asked to bring a hair dryer – not a heat gun.



17. Three-way Apple Gourd Dream Catcher

Leader: Miriam Fankhauser

Cost: \$25 **Level:** B

Min/Max: 1/6 **Time:** SAM

(Also available Friday morning)

Description: Gourds will be mostly cleaned and opened with circles. Participants will finish cleaning the outside of the gourd, gut and clean the inside of the gourd, seal outside and paint inside, drill holes and weave three rings on the Apple gourd. While the size of the apple gourds may vary, they will be in the range of 8" tall. The leader provides all supplies, but participants should bring a hand drill with 1/16" and 1/4" or 3/8" bits.



18. Winter Gnomes with Hydro Dipped Christmas Ornament

Leader: Joni Hasselbach

Cost: \$50 **Level:** B

Min/Max: 3/10 **Time:** SAM

Description: This is an incredibly fun project, where you first hydro dip a mini gourd ornament. Then you will get to paint a bottle gourd with acrylic paint. You may choose painting a Santa Gnome or a Winter Gnome! You will learn the use of Quickwood to sculpt arms, boots, and a nose. The gloves have a hole to hold items, such as the ornament or a flower, etc. There will be choices of hats and gloves. Selections include Ohio State items as shown. The gourd is about 10 inches tall and 6-8 inches wide at the base.



Saturday Afternoon (1pm - 5pm)

19. Basic Open Coiling

Leader: Susan Nonn

Cost: \$50 **Level:** B

Min/Max: 2/12 **Time:** SPM

Description: Participants will learn basic open coiling, techniques for hiding the drilled holes and keeping their stitches straight. The coiling material is Danish cord. The bowl will be dyed a chocolate brown and sealed. The interior will be left natural for students to paint their preferred color after class. This is a technique class, the project may not be finished during class time. The leader provides a seven/eight inch diameter gourd bowl (cut, cleaned, dyed and sealed) and a written tutorial. Participants should bring an awl and drill with a 5/16" bit.



20. Woven Bowl Basket


Leader: James Anspach

Cost: \$45 **Level:** All

Min/Max: 3/6 **Time:** SPM

(Also available Friday afternoon)

Description: This workshop starts with a pre-cut 8-10" gourd that is painted, inked, spoked and ready to weave. You will learn to weave the basket and do a nice strong rim on it. All supplies will be provided. Participants should bring craft apron along to stay dry while weaving, a towel and small wire cutters. Bowl and reed colors may vary depending on class size.



21. Nature Gourdess

Leader: Vikkie Mustad

Cost: \$60 **Level:** All

Min/Max: 1/12 **Time:** SPM

Description: You will fuse together two gourds forming the head and body using "quick-wood". Once done, you will create your own Nature Gourdess using alcohol inks and a variety of natural and other materials and embellishments. The finished piece is 12-18 inches tall. A glue gun and/or apron are optional. A cheerful and positive outlook is mandatory.




22. Autumn Birdhouse Canvas

Leader: Joni Hasselbach

Cost: \$40 **Level:** All

Min/Max: 4/12 **Time:** SPM

Description: In this workshop, the leader will guide you, step by step, to paint a gourd birdhouse on a 16x20 canvas. Everything is supplied.



23. Coiled with Two Chopsticks

Leader: Debbie Wilson

Cost: \$45 **Level:** All

Min/Max: 2/12 **Time:** SPM

Description: Coil with paper cord and waxed thread around a gourd with overlays and an intertwined design that is set off with a pair of chopsticks woven into it. Beads can also be added for more interest. The size is approximately 8-10 inches tall and 5-7 inches wide. Participants should bring scissors and an apron.



2022 OGS WORKSHOP REGISTRATION FORM

September 22, 2022 is the final date for advance registrations, changes or cancellations

Name: _____
Address: _____
City: _____ State: _____ Zip: _____
Phone: _____ email: _____

Friday All Day (9am – 5 pm) (FALL)

1st Choice: _____ \$ _____

Friday AM (9am - Noon) (FAM)

1st Choice: _____ \$ _____

2nd Choice: _____ \$ _____

Friday PM (1 - 5 pm) (FPM)

1st Choice: _____ \$ _____

2nd Choice: _____ \$ _____

Saturday All Day (9am – 5 pm) (SALL)

1st Choice: _____ \$ _____

2nd Choice: _____ \$ _____

Saturday AM (9 – Noon) (SAM)

1st Choice : _____ \$ _____

2nd Choice: _____ \$ _____

Saturday PM (1 – 5 pm) (SPM)

1st Choice: _____ \$ _____

2nd Choice: _____ \$ _____

Total Payment (Payment for 1st Choices only) \$ _____

Make checks payable to: Ohio Gourd Society. You will be notified if class fees change in the event a 2nd choice class is scheduled. Please register early, as class sizes are limited. Email your registration questions to Nelson Litzenberg at jn.litzenberg@gmail.com. **Please watch the OGS website for last minute changes, or announcements. Classes may be canceled if the class sizes are too small.**

Send registration form and payment to:

Ohio Gourd Society Workshops
Attn: Nelson Litzenberg
6863 Tucker Road
Centerburg, OH 43011